

NEW COVENANT FUNDS

New Covenant Income Fund
New Covenant Balanced Income Fund
(the “Funds”)

Supplement Dated June 5, 2020
to the Prospectus, dated October 31, 2019, as restated on March 18, 2020 (the “Prospectus”)
and Statement of Additional Information, dated October 31, 2019, as amended on
December 18, 2019 and December 20, 2019 (the “SAI”)

This Supplement provides new and additional information beyond that contained in the Prospectus and SAI and should be read in conjunction with the Prospectus and SAI.

Effective June 5, 2020, Erin Garrett no longer serves as a portfolio manager to the Funds. As such, all references to “Erin Garrett” are hereby deleted.

There are no other changes to the Prospectus or SAI.

PLEASE RETAIN THIS SUPPLEMENT FOR FUTURE REFERENCE

SEI-F-1278 (6/20)

NEW COVENANT FUNDS

New Covenant Balanced Growth Fund New Covenant Balanced Income Fund (each, a “Fund” and, collectively, the “Funds”)

Supplement dated January 24, 2020
to the Prospectus dated October 31, 2019, as amended December 18, 2019

This Supplement provides new and additional information beyond that contained in the Prospectus and should be read in conjunction with such Prospectus.

The Prospectus is hereby amended and supplemented to reflect the following changes to the Funds.

Change in Benchmark Index of the New Covenant Balanced Growth Fund

In the Fund Summary for the Fund, under the heading titled “Performance Information,” under the sub-heading titled “Average Annual Total Returns (for the periods ended December 31, 2018),” the following text is hereby added:

This table compares the Fund’s average annual total returns to those of the Fund’s current and prior benchmark indexes, as well as three additional indexes. The Fund’s benchmark index changed from the Russell 1000 Index to the Russell 3000 Index because the Adviser believes that the Russell 3000 Index better reflects the Fund’s investment strategy. The additional indexes have been included to provide further comparison to the Fund’s overall performance.

In addition, under the same sub-heading, the table is hereby deleted and replaced with the following:

New Covenant Balanced Growth Fund	1 Year	5 Years	10 Years
Fund Return Before Taxes	-3.37%	4.41%	8.02%
Fund Return After Taxes on Distributions	-4.76%	2.89%	6.93%
Fund Return After Taxes on Distributions and Sale of Fund Shares	-1.26%	3.11%	6.35%
Russell 3000 Index Return (reflects no deduction for fees, expenses or taxes)	-5.24%	7.91%	13.18%
Russell 1000 Index Return (reflects no deduction for fees, expenses or taxes)	-4.78%	8.21%	13.28%
Bloomberg Barclays U.S. Intermediate Aggregate Bond Index (reflects no deduction for fees, expenses or taxes)	0.92%	2.09%	3.13%
Blended 60% Russell 3000 Index/ 40% Bloomberg Barclays U.S. Intermediate Aggregate Bond Index (reflects no deduction for fees, expenses or taxes)	-2.52%	5.72%	9.32%
Blended 60% Russell 1000 Index/ 40% Bloomberg Barclays U.S. Intermediate Aggregate Bond Index (reflects no deduction for fees, expenses or taxes)	-2.24%	5.89%	9.37%

Change in Benchmark Index of the New Covenant Balanced Income Fund

In the Fund Summary for the Fund, under the heading titled “Performance Information,” under the sub-heading titled “Average Annual Total Returns (for the periods ended December 31, 2018),” the following text is hereby added:

This table compares the Fund’s average annual total returns to those of the Fund’s current and prior benchmark indexes, as well as three additional indexes. The Fund’s benchmark index changed from the Russell 1000 Index to the Russell 3000 Index because the Adviser believes that the Russell 3000 Index better reflects the Fund’s investment strategy. The additional indexes have been included to provide further comparison to the Fund’s overall performance.

In addition, under the same sub-heading, the table is hereby deleted and replaced with the following:

New Covenant Balanced Income Fund	1 Year	5 Years	10 Years
Fund Return Before Taxes	-1.99%	3.29%	6.07%
Fund Return After Taxes on Distributions	-3.34%	1.98%	5.02%
Fund Return After Taxes on Distributions and Sale of Fund Shares	-0.59%	2.22%	4.62%
Russell 3000 Index Return (reflects no deduction for fees, expenses or taxes)	-5.24%	7.91%	13.18%
Russell 1000 Index Return (reflects no deduction for fees, expenses or taxes)	-4.78%	8.21%	13.28%
Bloomberg Barclays U.S. Intermediate Aggregate Bond Index (reflects no deduction for fees, expenses or taxes)	0.92%	2.09%	3.13%
Blended 35% Russell 3000 Index/ 65% Bloomberg Barclays U.S. Intermediate Aggregate Bond Index (reflects no deduction for fees, expenses or taxes)	-0.99%	4.26%	6.80%
Blended 35% Russell 1000 Index/ 65% Bloomberg Barclays U.S. Intermediate Aggregate Bond Index (reflects no deduction for fees, expenses or taxes)	-0.83%	4.35%	6.82%

In addition, under the section titled "More Information about the Funds' Benchmark Indexes," the following paragraphs are hereby added as the sixth and seventh paragraph in the section:

Blended 60% Russell 3000 Index/40% Bloomberg Barclays U.S. Intermediate Aggregate Bond Index is a composite composed of 60% Russell 3000 Index and 40% Bloomberg Barclays U.S. Intermediate Aggregate Bond Index (Balanced Growth Fund).

Blended 35% Russell 3000 Index/65% Bloomberg Barclays U.S. Intermediate Aggregate Bond Index is a composite composed of 35% Russell 3000 Index and 65% Bloomberg Barclays U.S. Intermediate Aggregate Bond Index (Balanced Income Fund).

There are no other changes to the Prospectus.

PLEASE RETAIN THIS SUPPLEMENT FOR FUTURE REFERENCE

NEW COVENANT FUNDS

New Covenant Growth Fund (the "Fund")

Supplement dated December 18, 2019
to the Prospectus dated October 31, 2019

This Supplement provides new and additional information beyond that contained in the Prospectus and should be read in conjunction with such Prospectus.

The Prospectus is hereby amended and supplemented to reflect the following changes to the Fund.

Change in the Principal Investment Strategy of the Fund

In the Fund Summary for the Fund, under the heading titled "Principal Investment Strategies," the first sentence is hereby deleted and replaced with the following text:

Under normal market conditions, the Fund will invest primarily in a diversified portfolio of equity securities that are components of an index that represents broad exposure to the U.S. equity market (the "Index"), includes approximately 3,000 securities and is not concentrated in any particular industry.

Change in Benchmark Index of the Fund

In the Fund Summary for the Fund, under the heading titled "Performance Information," under the sub-heading titled "Average Annual Total Returns (for the periods ended December 31, 2018)," the following text is hereby added:

This table compares the Fund's average annual total returns to those of a broad-based index and the Russell 1000 Index. On December 18, 2019, the Fund's benchmark changed from the Russell 1000 Index to the Russell 3000 Index, because the Adviser believes that the Russell 3000 Index better reflects the investment strategies of the Fund.

In addition, under the same sub-heading, the table is hereby deleted and replaced with the following:

New Covenant Growth Fund	1 Year	5 Years	10 Years
Fund Return Before Taxes	-6.07%	5.96%	10.93%
Fund Return After Taxes on Distributions	-7.48%	3.77%	9.47%
Fund Return After Taxes on Distributions and Sale of Fund Shares	-2.53%	4.24%	8.87%
Russell 3000 Index Return (reflects no deduction for fees, expenses or taxes)	-5.24%	7.91%	13.18%
Russell 1000 Index Return (reflects no deduction for fees, expenses or taxes)	-4.78%	8.21%	13.28%

In addition, in the section titled "More Information about the Funds' Benchmark Indexes," the following text is hereby added in the appropriate alphabetical order thereof:

The Russell 3000 Index measures the performance of the largest 3000 U.S. companies representing approximately 98% of the investable U.S. equity market. The Russell 3000 Index is constructed to provide a comprehensive, unbiased and stable barometer of the broad market and is completely reconstituted annually to ensure new and growing equities are reflected.

There are no other changes to the Prospectus.

PLEASE RETAIN THIS SUPPLEMENT FOR FUTURE REFERENCE

OCTOBER 31, 2019, AS AMENDED THROUGH MARCH 18, 2020

PROSPECTUS

- › New Covenant Growth Fund (NCGFX)
- › New Covenant Income Fund (NCICX)
- › New Covenant Balanced Growth Fund (NCBGX)
- › New Covenant Balanced Income Fund (NCBIX)

The U.S. Securities and Exchange Commission has not approved or disapproved these securities or determined if this Prospectus is truthful or complete. Any representation to the contrary is a criminal offense.

Beginning on January 1, 2021, as permitted by regulations adopted by the Securities and Exchange Commission, paper copies of the Fund's shareholder reports will no longer be sent by mail, unless you specifically request paper copies of the reports from the Fund or from your financial intermediary, such as a broker-dealer or bank.

Instead, the reports will be made available on a website, and you will be notified by mail each time a report is posted and provided with a website link to access the report.

If you already elected to receive shareholder reports electronically, you will not be affected by this change and you need not take any action. You may elect to receive shareholder reports and other communications from the Fund electronically by contacting your financial intermediary.

You may elect to receive all future reports in paper free of charge. If you invest through a financial intermediary, you can follow the instructions included with this disclosure or contact your financial intermediary to inform it that you wish to continue receiving paper copies of your shareholder reports. If you invest directly with the Fund, you can inform the Fund that you wish to continue receiving paper copies of your shareholder reports by calling 1-800-DIAL-SEI. Your election to receive reports in paper will apply to all funds held with the SEI Funds or your financial intermediary.

SEI Investments Distribution Co. | One Freedom Valley Drive | Oaks, PA 19456

NEW COVENANT FUNDS

About This Prospectus

FUND SUMMARY

NEW COVENANT GROWTH FUND	1
NEW COVENANT INCOME FUND	6
NEW COVENANT BALANCED GROWTH FUND	13
NEW COVENANT BALANCED INCOME FUND	21
Tax Information	29
Payments to Broker-Dealers and Other Financial Intermediaries	29

MORE INFORMATION ABOUT INVESTMENTS

More Information About Principal Investment Strategies	31
Other Securities and Investment Techniques	32

MORE INFORMATION ABOUT RISKS

Risk Information Common to the Funds	33
More Information About Principal Risks	33
Other Risks	39

MORE INFORMATION ABOUT THE FUNDS' BENCHMARK INDEXES

INVESTMENT ADVISER

Portfolio Managers	41
Advisory Fees	42
Information About Fee Waivers	42

SUB-ADVISERS

Sub-Advisers and Portfolio Managers	44
-------------------------------------	----

PURCHASING, EXCHANGING AND SELLING FUND SHARES

HOW TO PURCHASE FUND SHARES

Purchase Amounts	45
Instructions for Opening or Adding to an Account	45
Purchase Price	47
Pricing of Fund Shares	47

Frequent Purchases and Redemptions of Fund Shares	50
Timing of Purchase Requests	51
Stock Exchange Closings	51
Rights Reserved by the Funds	51
Third Party Investments	52
Foreign Investors	52
Customer Identification and Verification and Anti-Money Laundering Program	52

HOW TO EXCHANGE OR TRANSFER YOUR FUND SHARES

Exchange Privilege	53
Transfer of Ownership	53

HOW TO SELL YOUR FUND SHARES

Instructions for Selling Fund Shares	53
Timing of Sale Requests	55
Signature Guarantees	55
Redemption Policies	56
Methods Used to Meet Redemption Obligations	56
Unclaimed Property	57

DISTRIBUTION OF FUND SHARES

SERVICE OF FUND SHARES

Shareholder Services	58
----------------------	----

DISCLOSURE OF PORTFOLIO HOLDINGS INFORMATION

DIVIDENDS, DISTRIBUTIONS AND TAXES

Dividends and Distributions	60
Taxes	60

ADDITIONAL INFORMATION

FINANCIAL HIGHLIGHTS

HOW TO OBTAIN MORE INFORMATION ABOUT NEW COVENANT FUNDS

Back Cover

NEW COVENANT GROWTH FUND

Fund Summary

Investment Objective

The Fund's investment objective is long-term capital appreciation. A modest amount of dividend income may be produced by the Fund's equity securities.

Fees and Expenses

This table describes the fees and expenses that you may pay if you buy and hold Fund shares.

ANNUAL FUND OPERATING EXPENSES

(expenses that you pay each year as a percentage of the value of your investment)[^]

Management Fees	0.47%
Distribution (12b-1) Fees	None
Other Expenses	0.50%
Total Annual Fund Operating Expenses	0.97%

[^] Expenses information in the table has been restated to reflect estimated fees and expenses for the upcoming fiscal year.

EXAMPLE

This Example is intended to help you compare the cost of investing in the Fund with the cost of investing in other mutual funds. The Example assumes that you invest \$10,000 in the Fund for the time periods indicated and then redeem all of your shares at the end of those periods. The Example also assumes that your investment has a 5% return each year and that the Fund's operating expenses remain the same. Although your actual costs may be higher or lower, based on these assumptions your costs would be:

	1 Year	3 Years	5 Years	10 Years
New Covenant Growth Fund	\$99	\$309	\$536	\$1,190

PORTFOLIO TURNOVER

The Fund pays transaction costs, such as commissions, when it buys and sells securities (or "turns over" its portfolio). A higher portfolio turnover rate may indicate higher transaction costs and may result in higher taxes when Fund shares are held in a taxable account. These costs, which are not reflected in annual Fund operating expenses or in the Example, affect the Fund's performance. During the most recent fiscal year, the Fund's portfolio turnover rate was 47% of the average value of its portfolio.

Principal Investment Strategies

Under normal market conditions, the Fund will invest primarily in a diversified portfolio of equity securities that are components of an index that represents broad exposure to the U.S. equity market (the "Index"), includes approximately 3,000 securities and is not concentrated in any particular industry.

The Fund will seek generally to replicate the performance of the Index, subject to such variation as may arise as a result of implementation of the Presbyterian Principles discussed below.

The Fund seeks to invest consistent with social-witness principles established by the General Assembly of the Presbyterian Church (U.S.A.) (the “Presbyterian Principles”), as reflected in Guidelines put forth by the Committee on Mission Responsibility Through Investing (the “Committee”). In doing so, the Fund will not invest in certain companies, despite that company being a component in the Index. The Fund seeks to avoid investing in companies involved in tobacco, alcohol and gambling, along with for-profit prisons, and some companies related to weapons production, antipersonnel and mines, handguns and assault weapons. In addition, at times a company involved in serious human rights violations may also be screened. The Fund may also screen companies for other reasons when deemed appropriate to implement the Presbyterian Principles. The Fund’s investment performance will depend, among other things, on the Fund’s tracking of the Index and the performance of the Index. The Fund’s ability to track the performance of the Index will be affected by differences between the Index and the Fund’s portfolio resulting from adherence to the Presbyterian Principles, as well as by factors such as the size and timing of cash flows into and out of the Fund, and the Fund’s fees and expenses.

The Fund generally will attempt to invest in securities comprising the Index in approximately the same proportions as they are represented in the Index, subject to such changes resulting from implementation of the Presbyterian Principles. It may not be possible or practicable to purchase all of the securities composing the Index or to hold them in the same weightings as they are represented in the Index. In those cases, the Fund’s sub-adviser (the “Sub-Adviser”) may employ a sampling or optimization technique to replicate the Index. In seeking to track the performance of the Index, the Fund may invest in the following securities, not all of which may be constituents of the Index: common stocks, preferred stocks, depository receipts, rights, warrants, exchange-traded funds (ETFs), publicly traded equity real estate investment trusts (REITs), and futures contracts based on indexes of particular groups or varieties of securities.

The Sub-Adviser selects the Fund’s securities under the general supervision of SIMC. The Sub-Adviser’s investment strategy seeks to closely track the Index return, subject to such variations as arise from implementation of the Presbyterian Principles. The market capitalization and composition of the Index is subject to change. SIMC and the Sub-Adviser may sell securities that are represented in the Index or purchase securities that are not represented in the Index, prior to or after their removal or addition to the Index.

The Sub-Adviser also has the authority to vary from the Index: (i) to conform the Fund’s portfolio to the Presbyterian Principles; (ii) to favor, consistent with the Presbyterian Principles, securities of companies that are more highly ranked with respect to environmental, social and governance (“ESG”) criteria (e.g., company business models, corporate governance policies, relationships with stakeholders, and history of controversies) than other companies in the Fund’s portfolio; and (iii) to a lesser extent, manage risk and seek efficient trading costs.

Principal Risks

The following principal risks could affect the value of your investment:

Market Risk — The risk that the market value of a security may move up and down, sometimes rapidly and unpredictably. Market risk may affect a single issuer, an industry, a sector or the equity or bond market as a whole.

Social-Witness Principles/Socially Responsible Investing Risk — The Fund considers various social-witness principles and other socially responsible investing principles in its investment process and may choose not to purchase, or may sell, otherwise profitable investments in companies which have been

identified as being in conflict with its established social-witness principles and other socially responsible investing principles. This means that the Fund may underperform other similar mutual funds that do not consider social-witness principles and other socially responsible investing principles in their investing.

Tracking Error Risk — The risk that the Fund's performance may vary substantially from the performance of the Index it tracks as a result of cash flows, Fund expenses, imperfect correlation between the Fund's investments and the Index's components, implementation of the Presbyterian Principles, and favoring ESG and other factors.

Investment Style Risk — The risk that the equity securities in which the Fund invests may underperform other segments of the equity markets or the equity markets as a whole.

Small Capitalization Risk — Smaller capitalization companies in which the Fund may invest may be more vulnerable to adverse business or economic events than larger, more established companies. In particular, small capitalization companies may have limited product lines, markets and financial resources and may depend upon a relatively small management group. Therefore, small capitalization stocks may be more volatile than those of larger companies. Small capitalization stocks may be traded over-the-counter or listed on an exchange.

Real Estate Investment Trusts (REITs) Risk — REITs are trusts that invest primarily in commercial real estate or real estate-related loans. The Fund's investments in REITs will be subject to the risks associated with the direct ownership of real estate. Risks commonly associated with the direct ownership of real estate include fluctuations in the value of underlying properties, defaults by borrowers or tenants, changes in interest rates and risks related to general or local economic conditions. Some REITs may have limited diversification and may be subject to risks inherent in financing a limited number of properties.

Derivatives Risk — The Fund's use of futures contracts is subject to market risk, leverage risk, correlation risk and liquidity risk. Market risk is described above and leverage risk is described below. Correlation risk is the risk that changes in the value of the derivative may not correlate perfectly with the underlying asset, rate or index. Liquidity risk is the risk that certain securities may be difficult or impossible to sell at the time and the price that the Fund would like. The Fund may have to lower the price of the security, sell other securities instead or forego an investment opportunity, any of which could have a negative effect on Fund management or performance. Each of these risks could cause the Fund to lose more than the principal amount invested in a derivative instrument. The Fund's use of derivatives may also increase the amount of taxes payable by shareholders. Both U.S. and non-U.S. regulators are in the process of adopting and implementing regulations governing derivatives markets, the ultimate impact of which remains unclear.

Leverage Risk — The Fund's use of derivatives may result in the Fund's total investment exposure substantially exceeding the value of its portfolio securities and the Fund's investment returns depending substantially on the performance of securities that the Fund may not directly own. The use of leverage can amplify the effects of market volatility on the Fund's share price and may also cause the Fund to liquidate portfolio positions when it would not be advantageous to do so in order to satisfy its obligations. The Fund's use of leverage may result in a heightened risk of investment loss.

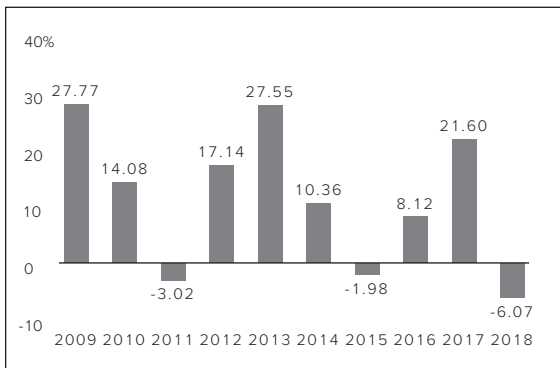
Opportunity Risk — The risk of missing out on an investment opportunity because the assets necessary to take advantage of it are tied up in other investments.

Investing in the Fund involves risk, and there is no guarantee that the Fund will achieve its investment goal. You could lose money on your investment in the Fund, just as you could with other investments. An investment in the Fund is not a deposit of a bank and is not insured or guaranteed by the Federal Deposit Insurance Corporation or any other government agency.

The Fund may be appropriate for investors who are looking for capital appreciation as compared to current income; can accept the risks of investing in a portfolio of common stocks; can tolerate performance that can vary substantially from year to year; and have a long-term investment horizon.

Performance Information

The bar chart and the performance table below provide some indication of the risks of investing in the Fund by showing changes in the Fund's performance from year to year for the past ten calendar years and by showing how the Fund's average annual returns for 1, 5 and 10 years compared with those of a broad measure of market performance. The Fund's past performance (before and after taxes) is not necessarily an indication of how the Fund will perform in the future. Updated performance information is available on the Fund's website at www.NewCovenantFunds.com or by calling the Fund toll-free at 877-835-4531. On May 13, 2019, the Fund transitioned from an actively managed strategy to its current strategy of investing in equity securities that are components of the Index.



Best Quarter: 16.23% (06/30/09)

Worst Quarter: -16.46% (09/30/11)

The Fund's total return (pre-tax) from January 1, 2019 to September 30, 2019 was 19.11%.

Average Annual Total Returns (for the periods ended December 31, 2018)

After-tax returns are calculated using the historical highest individual federal marginal income tax rates and do not reflect the impact of state and local taxes. Your actual after-tax returns will depend on your tax situation and may differ from those shown. After-tax returns shown are not relevant to investors who hold their Fund shares through tax-deferred arrangements, such as 401(k) plans or individual retirement accounts. In the event of negative performance, the Fund's returns after taxes on distributions and sale of Fund shares are calculated assuming that an investor has sufficient capital gains of the same character from other investments to offset any capital losses from the sale of Fund shares. As a result, the Fund's returns after taxes on distributions and sale of Fund shares may exceed the Fund's returns before taxes and/or returns after taxes on distributions.

This table compares the Fund's average annual total returns to those of a broad-based index and the Russell 1000 Index. On December 18, 2019, the Fund's benchmark changed from the Russell 1000 Index to the Russell 3000 Index, because the Adviser believes that the Russell 3000 Index better reflects the investment strategies of the Fund.

New Covenant Growth Fund	1 Year	5 Years	10 Years
Fund Return Before Taxes	-6.07%	5.96%	10.93%
Fund Return After Taxes on Distributions	-7.75%	3.71%	9.44%
Fund Return After Taxes on Distributions and Sale of Fund Shares	-2.29%	4.26%	8.72%
Russell 3000 Index Return (reflects no deduction for fees, expenses or taxes)	-5.24%	7.91%	13.18%
Russell 1000 Index (reflects no deduction for fees, expenses or taxes)	-4.78%	8.21%	13.28%

Management

Investment Adviser and Portfolio Managers. SEI Investments Management Corporation

Portfolio Manager	Experience with the Fund	Title with Adviser
David L. Hintz, CFA	Since 2017	Portfolio Manager

Sub-Advisers and Portfolio Managers.

Sub-Adviser	Portfolio Manager	Experience with the Fund	Title with Sub-Adviser
Parametric Portfolio Associates LLC	Thomas Seto Paul Bouchey	Since 2012 Since 2014	Head of Investment Management Chief Investment Officer

Purchase and Sale of Fund Shares

You may purchase, exchange (into another New Covenant Fund or into the Federated Treasury Obligations Fund) or redeem Fund shares on any business day via mail (New Covenant Growth Fund, c/o U.S. Bank Global Fund Services, P.O. Box 701, Milwaukee, WI 53201-0701), by telephone at 877-835-4531 or through approved selling agents or brokers. You may also purchase or redeem Fund shares by wire transfer or exchange Fund shares through account access online at www.NewCovenantFunds.com. The minimum initial and subsequent investment amounts are shown below.

Minimum Investments:	To Open Your Account	To Add to Your Account	Automatic Investment Plan
All Accounts	\$500	\$100	\$50

For important information about Tax Information and Payments to Broker-Dealers and Other Financial Intermediaries, please turn to page 29 of this Prospectus.

NEW COVENANT INCOME FUND

Fund Summary

Investment Objective

The Fund's investment objective is a high level of current income with preservation of capital.

Fees and Expenses

This table describes the fees and expenses that you may pay if you buy and hold Fund shares.

ANNUAL FUND OPERATING EXPENSES

(expenses that you pay each year as a percentage of the value of your investment)

Management Fees	0.42%
Distribution (12b-1) Fees	None
Other Expenses	0.53%
Total Annual Fund Operating Expenses	0.95%

EXAMPLE

This Example is intended to help you compare the cost of investing in the Fund with the cost of investing in other mutual funds. The Example assumes that you invest \$10,000 in the Fund for the time periods indicated and then redeem all of your shares at the end of those periods. The Example also assumes that your investment has a 5% return each year and that the Fund's operating expenses remain the same. Although your actual costs may be higher or lower, based on these assumptions your costs would be:

	1 Year	3 Years	5 Years	10 Years
New Covenant Income Fund	\$97	\$303	\$525	\$1,166

PORTFOLIO TURNOVER

The Fund pays transaction costs, such as commissions, when it buys and sells securities (or "turns over" its portfolio). A higher portfolio turnover rate may indicate higher transaction costs and may result in higher taxes when Fund shares are held in a taxable account. These costs, which are not reflected in annual Fund operating expenses or in the Example, affect the Fund's performance. During the most recent fiscal year, the Fund's portfolio turnover rate was 188% of the average value of its portfolio.

Principal Investment Strategies

Under normal market conditions, at least 80% of the Fund's net assets will be invested in a diversified portfolio of bonds and other debt obligations of varying maturities. Due to its investment strategy, the Fund may buy and sell securities and other instruments frequently.

The Fund seeks to invest consistent with social-witness principles established by the General Assembly of the Presbyterian Church (U.S.A.) (the "Presbyterian Principles"), as reflected in Guidelines put forth by the Committee on Mission Responsibility Through Investing (the "Committee"). The Fund seeks to avoid

investing in companies involved in tobacco, alcohol and gambling, along with for-profit prisons, and some companies related to weapons production, antipersonnel and mines, handguns and assault weapons. In addition, at times a company involved in serious human rights violations may also be screened. The Fund may also screen companies for other reasons when deemed appropriate to implement the Presbyterian Principles.

The Fund invests in corporate bonds. The Fund also invests in securities issued or guaranteed by the U.S. Government or one of its agencies or instrumentalities, such as the Government National Mortgage Association (“GNMA”), which are supported by the full faith and credit of the U.S. Government, and the Federal National Mortgage Association (“FNMA”) and the Federal Home Loan Mortgage Corporation (“FHLMC”), which are supported by the right of the issuer to borrow from the U.S. Treasury. The Fund may also invest in bonds of international corporations or foreign governments. In addition, the Fund invests in mortgage-backed and asset-backed securities and may enter into fully-collateralized repurchase agreements.

At least 65% of the Fund’s net assets will be invested in bonds that are rated within the four highest credit rating categories assigned by independent rating agencies, and the Fund will attempt to maintain an overall credit quality rating of AA or higher. The Fund may invest in unrated equivalents that may be considered to be investment grade. The Fund may invest up to 20% of its net assets in bonds that are rated below investment grade (junk bonds).

Up to 20% of the Fund’s net assets may be invested in commercial paper within the two highest rating categories of independent rating agencies. The Fund may also invest up to 40% of its net assets in the fixed income securities of foreign issuers in any country, including developed or emerging markets. Foreign securities are selected on an individual basis without regard to any defined allocation among countries or geographic regions.

SEI Investments Management Corporation (“SIMC,” or the “Adviser”) seeks to enhance performance and reduce market risk by strategically allocating the Fund’s assets among multiple sub-advisers (each, a “Sub-Adviser” and collectively, the “Sub-Advisers”). Sub-Advisers are selected for their experience in managing various kinds of fixed income securities, and each Sub-Adviser makes investment decisions based on an analysis of yield trends, credit ratings and other factors in its area of emphasis.

The Fund may invest in securities of any maturity, but expects its average maturity to range from four years to twelve years and its average duration to be between three and six years. Duration reflects the change in the value of a fixed income security that will result from a 1% change in interest rates. For example, a five year duration means a bond will decrease in value by 5% if interest rates rise 1% and increase in value by 5% if interest rates fall 1%.

Investments for the Fund, both foreign and domestic, are selected based on the following criteria:

- the use of interest-rate and yield-curve analyses;
- the use of credit analyses, which indicate a security’s rating and potential for appreciation; and
- use of the above disciplines to invest in high-yield bonds and fixed income securities issued by foreign and domestic governments and companies.

The remainder of the Fund’s assets may be held in cash or cash equivalents.

A Sub-Adviser may sell a security when it becomes substantially overvalued, is experiencing deteriorating fundamentals, or as a result of changes in portfolio strategy. A security may also be sold and replaced with one that presents a better value.

Principal Risks

The following principal risks could affect the value of your investment:

Market Risk — The prices of the Fund's fixed income securities respond to economic developments, particularly interest rate changes, as well as to perceptions about the creditworthiness of individual issuers, including governments and their agencies. Generally, the Fund's fixed income securities will decrease in value if interest rates rise and vice versa. In a low interest rate environment, risks associated with rising rates are heightened. In the case of foreign securities, price fluctuations will reflect international economic and political events, as well as changes in currency valuations relative to the U.S. dollar.

Social-Witness Principles/Socially Responsible Investing Risk — The Fund considers various social-witness principles and other socially responsible investing principles in its investment process and may choose not to purchase, or may sell, otherwise profitable investments in companies which have been identified as being in conflict with its established social-witness principles and other socially responsible investing principles. This means that the Fund may underperform other similar mutual funds that do not consider social-witness principles and other socially responsible investing principles in their investing.

Investment Style Risk — The risk that the fixed income securities in which the Fund invests may underperform other segments of the fixed income markets or the fixed income markets as a whole.

Interest Rate Risk — The risk that a rise in interest rates will cause a fall in the value of fixed income securities, including U.S. Government securities, in which the Fund invests. A low interest rate environment may present greater interest rate risk, because there may be a greater likelihood of rates increasing and rates may increase more rapidly.

Corporate Fixed Income Securities Risk — Corporate fixed income securities respond to economic developments, especially changes in interest rates, as well as perceptions of the creditworthiness and business prospects of individual issuers.

U.S. Government Securities Risk — Although U.S. Government securities are considered to be among the safest investments, they are not guaranteed against price movements due to changing interest rates. Obligations issued by some U.S. Government agencies are backed by the U.S. Treasury, while others are backed solely by the ability of the agency to borrow from the U.S. Treasury or by the agency's own resources.

Foreign Investment/Emerging Markets Risk — The risk that non-U.S. securities may be subject to additional risks due to, among other things, political, social and economic developments abroad, currency movements and different legal, regulatory and tax environments. These additional risks may be heightened with respect to emerging market countries because political turmoil and rapid changes in economic conditions are more likely to occur in these countries.

Foreign Sovereign Debt Securities Risk — The risks that (i) the governmental entity that controls the repayment of sovereign debt may not be willing or able to repay the principal and/or interest when it becomes due because of factors such as debt service burden, political constraints, cash flow problems

and other national economic factors; (ii) governments may default on their debt securities, which may require holders of such securities to participate in debt rescheduling or additional lending to defaulting governments; and (iii) there is no bankruptcy proceeding by which defaulted sovereign debt may be collected in whole or in part.

Asset-Backed Securities Risk — Payment of principal and interest on asset-backed securities is dependent largely on the cash flows generated by the assets backing the securities. Securitization trusts generally do not have any assets or sources of funds other than the receivables and related property they own, and asset-backed securities are generally not insured or guaranteed by the related sponsor or any other entity. Asset-backed securities may be more illiquid than more conventional types of fixed income securities that the Fund may acquire.

Mortgage-Backed Securities Risk — Mortgage-backed securities are affected significantly by the rate of prepayments and modifications of the mortgage loans backing those securities, as well as by other factors such as borrower defaults, delinquencies, realized or liquidation losses and other shortfalls. Mortgage-backed securities are particularly sensitive to prepayment risk, which is described below, given that the term to maturity for mortgage loans is generally substantially longer than the expected lives of those securities; however, the timing and amount of prepayments cannot be accurately predicted. The timing of changes in the rate of prepayments of the mortgage loans may significantly affect the Fund's actual yield to maturity on any mortgage-backed securities, even if the average rate of principal payments is consistent with the Fund's expectation. Along with prepayment risk, mortgage-backed securities are significantly affected by interest rate risk, which is described above. In a low interest rate environment, mortgage loan prepayments would generally be expected to increase due to factors such as refinancings and loan modifications at lower interest rates. In contrast, if prevailing interest rates rise, prepayments of mortgage loans would generally be expected to decline and therefore extend the weighted average lives of mortgage-backed securities held or acquired by the Fund.

Repurchase Agreement Risk — Although repurchase agreement transactions must be fully collateralized at all times, they generally create leverage and involve some counterparty risk to the Fund whereby a defaulting counterparty could delay or prevent the Fund's recovery of collateral.

Below Investment Grade Securities (Junk Bonds) Risk — Fixed income securities rated below investment grade (junk bonds) involve greater risks of default or downgrade and are generally more volatile than investment grade securities because the prospect for repayment of principal and interest of many of these securities is speculative. Because these securities typically offer a higher rate of return to compensate investors for these risks, they are sometimes referred to as "high yield bonds," but there is no guarantee that an investment in these securities will result in a high rate of return. These risks may be increased in foreign and emerging markets.

Liquidity Risk — The risk that certain securities may be difficult or impossible to sell at the time and the price that the Fund would like. The Fund may have to accept a lower price to sell a security, sell other securities to raise cash or give up an investment opportunity, any of which could have a negative effect on Fund management or performance.

Opportunity Risk — The risk of missing out on an investment opportunity because the assets necessary to take advantage of it are tied up in other investments.

Credit Risk — The risk that the issuer of a security or the counterparty to a contract will default or otherwise become unable to honor a financial obligation.

Duration Risk — The longer-term securities in which the Fund may invest are more volatile. A portfolio with a longer average portfolio duration is more sensitive to changes in interest rates than a portfolio with a shorter average portfolio duration.

Extension Risk — The risk that rising interest rates may extend the duration of a fixed income security, typically reducing the security's value.

Prepayment Risk — The risk that, in a declining interest rate environment, fixed income securities with stated interest rates may have the principal paid earlier than expected, requiring the Fund to invest the proceeds at generally lower interest rates.

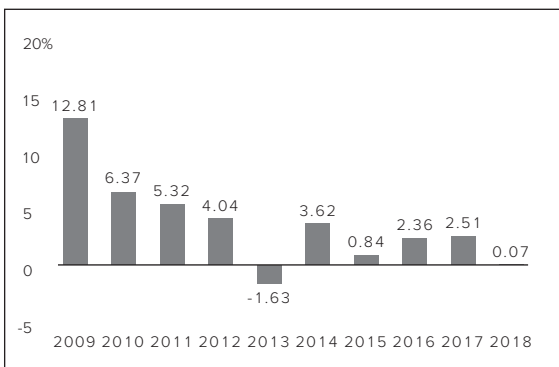
Portfolio Turnover Risk — Due to its investment strategy, the Fund may buy and sell securities frequently. This may result in higher transaction costs and additional capital gains tax liabilities, which may affect the Fund's performance.

Investing in the Fund involves risk, and there is no guarantee that the Fund will achieve its investment goal. You could lose money on your investment in the Fund, just as you could with other investments. An investment in the Fund is not a deposit of a bank and is not insured or guaranteed by the Federal Deposit Insurance Corporation or any other government agency.

The Fund may be appropriate for investors who prefer a bond fund that invests in both corporate and U.S. Government securities; desire income to complement a portfolio of more aggressive investments; can tolerate performance that may vary from year to year; and prefer a relatively conservative investment for income.

Performance Information

The bar chart and the performance table below provide some indication of the risks of investing in the Fund by showing changes in the Fund's performance from year to year for the past ten calendar years and by showing how the Fund's average annual returns for 1, 5 and 10 years compared with those of a broad measure of market performance. The Fund's past performance (before and after taxes) is not necessarily an indication of how the Fund will perform in the future. Updated performance information is available on the Fund's website at www.NewCovenantFunds.com or by calling the Fund toll-free at 877-835-4531.



Best Quarter: 6.19% (09/30/09)

Worst Quarter: -1.99% (06/30/13)

The Fund's total return (pre-tax) from January 1, 2019 to September 30, 2019 was 6.46%.

Average Annual Total Returns (for the periods ended December 31, 2018)

After-tax returns are calculated using the historical highest individual federal marginal income tax rates and do not reflect the impact of state and local taxes. Your actual after-tax returns will depend on your tax situation and may differ from those shown. After-tax returns shown are not relevant to investors who hold their Fund shares through tax-deferred arrangements, such as 401(k) plans or individual retirement accounts.

New Covenant Income Fund	1 Year	5 Years	10 Years
Fund Return Before Taxes	0.07%	1.87%	3.56%
Fund Return After Taxes on Distributions	-0.84%	1.06%	2.60%
Fund Return After Taxes on Distributions and Sale of Fund Shares	0.04%	1.07%	2.38%
Bloomberg Barclays U.S. Intermediate Aggregate Bond Index (reflects no deduction for fees, expenses or taxes)	0.92%	2.09%	3.13%

Management**Investment Adviser and Portfolio Managers.** SEI Investments Management Corporation

Portfolio Manager	Experience with the Fund	Title with Adviser
Richard A. Bamford	Since 2017	Portfolio Manager
Erin Garrett	Since 2017	Portfolio Manager

Sub-Advisers and Portfolio Managers.

Sub-Adviser	Portfolio Manager	Experience with the Fund	Title with Sub-Adviser
Income Research & Management	Bill O'Malley, CFA	Since 2016	Managing Principal, Senior Portfolio Manager, Director of Investment Team
	Ed Ingalls, CFA	Since 2016	Principal, Senior Portfolio Manager
	Jim Gubitosi, CFA	Since 2017	Principal, Senior Portfolio Manager
Western Asset Management Company	S. Kenneth Leech	Since 2014	Chief Investment Officer, Portfolio Manager
	Julien Scholnick, CFA	Since 2012	Portfolio Manager
	John L. Bellows, Ph.D., CFA	Since 2013	Portfolio Manager/Research Analyst
	Mark S. Lindbloom	Since 2019	Portfolio Manager
	Frederick R. Marki, CFA	Since 2019	Portfolio Manager
Western Asset Management Company Limited	S. Kenneth Leech	Since 2014	Chief Investment Officer, Portfolio Manager

Purchase and Sale of Fund Shares

You may purchase, exchange (into another New Covenant Fund or into the Federated Treasury Obligations Fund) or redeem Fund shares on any business day via mail (New Covenant Income Fund, c/o U.S. Bank Global Fund Services, P.O. Box 701, Milwaukee, WI 53201-0701), by telephone at 877-835-4531 or through approved selling agents or brokers. You may also purchase or redeem Fund shares by wire transfer or exchange Fund shares through account access online at www.NewCovenantFunds.com. The minimum initial and subsequent investment amounts are shown below.

Minimum Investments:	To Open Your Account	To Add to Your Account	Automatic Investment Plan
All Accounts	\$500	\$100	\$50

For important information about Tax Information and Payments to Broker-Dealers and Other Financial Intermediaries, please turn to page 29 of this Prospectus.

NEW COVENANT BALANCED GROWTH FUND

Fund Summary

Investment Objective

The Fund's investment objective is to produce capital appreciation with less risk than would be present in a portfolio of only common stocks.

Fees and Expenses

This table describes the fees and expenses that you may pay if you buy and hold Fund shares.

ANNUAL FUND OPERATING EXPENSES

(expenses that you pay each year as a percentage of the value of your investment)

Management Fees	0.00%
Distribution (12b-1) Fees	None
Other Expenses	0.21%
Acquired Fund Fees and Expenses ("AFFE")	0.74%
Total Annual Fund Operating Expenses	0.95%†

† The operating expenses in this fee table will not correlate to the expense ratio in the Fund's financial statements (or the "Financial Highlights" section in the Prospectus) because: (i) the financial statements include only the direct operating expenses incurred by the Fund, not the indirect costs of investing in underlying funds; and (ii) Other Expenses have been restated to reflect estimated fees and expenses for the current fiscal year.

EXAMPLE

This Example is intended to help you compare the cost of investing in the Fund with the cost of investing in other mutual funds. The Example assumes that you invest \$10,000 in the Fund for the time periods indicated and then redeem all of your shares at the end of those periods. The Example also assumes that your investment has a 5% return each year and that the Fund's operating expenses remain the same. Although your actual costs may be higher or lower, based on these assumptions your costs would be:

	1 Year	3 Years	5 Years	10 Years
New Covenant Balanced Growth Fund	\$97	\$303	\$525	\$1,166

PORTFOLIO TURNOVER

The Fund pays transaction costs, such as commissions, when it buys and sells securities (or "turns over" its portfolio). A higher portfolio turnover rate may indicate higher transaction costs and may result in higher taxes when Fund shares are held in a taxable account. These costs, which are not reflected in annual Fund operating expenses or in the Example, affect the Fund's performance. During the most recent fiscal year, the Fund's portfolio turnover rate was 16% of the average value of its portfolio.

Principal Investment Strategies

To pursue its objective, the Fund invests primarily in shares of the New Covenant Growth Fund (the “Growth Fund”) and the New Covenant Income Fund (the “Income Fund”), with a majority of its assets generally invested in shares of the Growth Fund.

Between 45% and 75% of the Fund’s net assets (with a “neutral” position of approximately 60% of the Fund’s net assets) are invested in shares of the Growth Fund, with the balance of its net assets invested in shares of the Income Fund or cash or cash equivalents.

The Fund will periodically rebalance its investments in the Growth Fund and the Income Fund, within the limits described above. In implementing this rebalancing strategy, past and anticipated future performance of both the Growth Fund and the Income Fund are taken into account. The allocation of investments made in the Growth Fund and the Income Fund varies in response to market conditions, investment outlooks, and risk/reward characteristics of equity and fixed income securities. Because the Fund is a fund-of-funds, you will indirectly bear your proportionate share of any fees and expenses charged by the Growth Fund and the Income Fund.

The Growth Fund invests in common stocks and other equity securities. The Growth Fund invests primarily in a diversified portfolio of equity securities of U.S. companies that are components of an index that represents broad exposure to the U.S. large cap equity market. The Growth Fund seeks generally to replicate the performance of the index, subject to such variation as may arise as a result of implementation of the Presbyterian Principles discussed below.

The Income Fund invests in corporate bonds. The Income Fund also invests in securities issued or guaranteed by the U.S. Government or one of its agencies or instrumentalities, such as the Government National Mortgage Association (“GNMA”), which are supported by the full faith and credit of the U.S. Government, and the Federal National Mortgage Association (“FNMA”) and the Federal Home Loan Mortgage Corporation (“FHLMC”), which are supported by the right of the issuer to borrow from the U.S. Treasury. The Income Fund may also invest, to a lesser extent, in bonds of international corporations or foreign governments. In addition, the Income Fund invests in mortgage-backed and asset-backed securities and may enter into fully-collateralized repurchase agreements. The Income Fund may also invest up to 20% of its net assets in commercial paper and up to 40% of its net assets in fixed income securities of foreign issuers in any country, including developed or emerging markets. The remainder of the Income Fund’s assets may be held in cash or cash equivalents.

At least 65% of the Income Fund’s net assets will be invested in bonds that are rated within the four highest credit rating categories assigned by independent rating agencies, and the Income Fund will attempt to maintain an overall credit quality rating of AA or higher. The Income Fund may invest in unrated equivalents that may be considered to be investment grade. The Income Fund may invest up to 20% of its net assets in bonds that are rated below investment grade (junk bonds).

The Growth Fund and the Income Fund, in which the Fund invests, seeks to invest consistent with social-witness principles established by the General Assembly of the Presbyterian Church (U.S.A.) (the “Presbyterian Principles”), as reflected in Guidelines put forth by the Committee on Mission Responsibility Through Investing (the “Committee”). The Fund seeks to avoid investing in companies involved in tobacco, alcohol and gambling, along with for-profit prisons, and some companies related to weapons production, antipersonnel and mines, handguns and assault weapons. In addition, at times a

company involved in serious human rights violations may also be screened. The Fund may also screen companies for other reasons when deemed appropriate to implement the Presbyterian Principles.

Principal Risks

The success of the Fund's investment strategy depends on the allocation of assets among the Growth Fund and the Income Fund and the performance of the Growth Fund and the Income Fund. In managing the Fund, SEI Investments Management Corporation ("SIMC," or the "Adviser") may be incorrect in assessing market conditions, investment outlooks, and risk/reward characteristics of equity and fixed income securities. In addition, the methodology by which SIMC allocates the Fund's assets among the Growth Fund and the Income Fund may not achieve desired results and may cause the Fund to lose money or underperform other comparable mutual funds. The principal risks of the Fund as a result of its investments in the Growth Fund and the Income Fund are set forth below.

Equity Market Risk — The risk that the market value of a security may move up and down, sometimes rapidly and unpredictably. Market risk may affect a single issuer, an industry, a sector or the equity or bond market as a whole.

Fixed Income Market Risk — The prices of the Income Fund's fixed income securities respond to economic developments, particularly interest rate changes, as well as to perceptions about the creditworthiness of individual issuers, including governments and their agencies. Generally, the Income Fund's fixed income securities will decrease in value if interest rates rise and vice versa. In a low interest rate environment, risks associated with rising rates are heightened. In the case of foreign securities, price fluctuations will reflect international economic and political events, as well as changes in currency valuations relative to the U.S. dollar.

Social-Witness Principles/Socially Responsible Investing Risk — The Growth Fund and the Income Fund consider various social-witness principles and other socially responsible investing principles in their investment process and may choose not to purchase, or may sell, otherwise profitable investments in companies which have been identified as being in conflict with their established social-witness principles and other socially responsible investing principles. This means that the Growth Fund and Income Fund may underperform other similar mutual funds that do not consider social-witness principles and other socially responsible investing principles in their investing.

Asset Allocation Risk — The risk that SIMC's decisions regarding the allocation of Fund assets to the Growth Fund and Income Fund will not anticipate market trends successfully.

Investment Style Risk — The risk that the equity securities in which the Growth Fund invests may underperform other segments of the equity markets or the equity markets as a whole and the risk that the fixed income securities in which the Income Fund invests may underperform other segments of the fixed income markets or the fixed income markets as a whole.

Tracking Error Risk — The risk that the Growth Fund's performance may vary substantially from the performance of the underlying index it tracks as a result of cash flows, fund expenses, imperfect correlation between the Growth Fund's investments and the underlying index's components, implementation of the Presbyterian Principles, and favoring ESG and other factors.

Small Capitalization Risk — Smaller capitalization companies in which the Growth Fund may invest may be more vulnerable to adverse business or economic events than larger, more established companies.

In particular, small capitalization companies may have limited product lines, markets and financial resources and may depend upon a relatively small management group. Therefore, small capitalization stocks may be more volatile than those of larger companies. Small capitalization stocks may be traded over-the-counter or listed on an exchange.

Real Estate Investment Trusts (REITs) Risk — REITs are trusts that invest primarily in commercial real estate or real estate-related loans. The Fund's investments in REITs will be subject to the risks associated with the direct ownership of real estate. Risks commonly associated with the direct ownership of real estate include fluctuations in the value of underlying properties, defaults by borrowers or tenants, changes in interest rates and risks related to general or local economic conditions. Some REITs may have limited diversification and may be subject to risks inherent in financing a limited number of properties.

Derivatives Risk — The Growth Fund's use of futures contracts is subject to market risk, leverage risk, correlation risk and liquidity risk. Market risk is described above. Leverage risk and liquidity risk are described below. Correlation risk is the risk that changes in the value of the derivative may not correlate perfectly with the underlying asset, rate or index. Liquidity risk is the risk that certain securities may be difficult or impossible to sell at the time and the price that the Fund would like. The Fund may have to lower the price of the security, sell other securities instead or forego an investment opportunity, any of which could have a negative effect on Fund management or performance. Each of these risks could cause the Fund to lose more than the principal amount invested in a derivative instrument. The Fund's use of derivatives may also increase the amount of taxes payable by shareholders. Both U.S. and non-U.S. regulators are in the process of adopting and implementing regulations governing derivatives markets, the ultimate impact of which remains unclear.

Interest Rate Risk — The risk that a rise in interest rates will cause a fall in the value of fixed income securities, including U.S. Government securities, in which the Income Fund invests. A low interest rate environment may present greater interest rate risk, because there may be a greater likelihood of rates increasing and rates may increase more rapidly.

Corporate Fixed Income Securities Risk — Corporate fixed income securities respond to economic developments, especially changes in interest rates, as well as perceptions of the creditworthiness and business prospects of individual issuers.

U.S. Government Securities Risk — Although U.S. Government securities are considered to be among the safest investments, they are not guaranteed against price movements due to changing interest rates. Obligations issued by some U.S. Government agencies are backed by the U.S. Treasury, while others are backed solely by the ability of the agency to borrow from the U.S. Treasury or by the agency's own resources.

Foreign Investment/Emerging Markets Risk — The risk that non-U.S. securities may be subject to additional risks due to, among other things, political, social and economic developments abroad, currency movements and different legal, regulatory and tax environments. These additional risks may be heightened with respect to emerging market countries because political turmoil and rapid changes in economic conditions are more likely to occur in these countries.

Foreign Sovereign Debt Securities Risk — The risks that (i) the governmental entity that controls the repayment of sovereign debt may not be willing or able to repay the principal and/or interest when it becomes due because of factors such as debt service burden, political constraints, cash flow problems and other national economic factors; (ii) governments may default on their debt securities, which may require holders of such securities to participate in debt rescheduling or additional lending to defaulting

governments; and (iii) there is no bankruptcy proceeding by which defaulted sovereign debt may be collected in whole or in part.

Asset-Backed Securities Risk — Payment of principal and interest on asset-backed securities is dependent largely on the cash flows generated by the assets backing the securities. Securitization trusts generally do not have any assets or sources of funds other than the receivables and related property they own, and asset-backed securities are generally not insured or guaranteed by the related sponsor or any other entity. Asset-backed securities may be more illiquid than more conventional types of fixed income securities that the Fund may acquire.

Mortgage-Backed Securities Risk — Mortgage-backed securities are affected significantly by the rate of prepayments and modifications of the mortgage loans backing those securities, as well as by other factors such as borrower defaults, delinquencies, realized or liquidation losses and other shortfalls. Mortgage-backed securities are particularly sensitive to prepayment risk, which is described below, given that the term to maturity for mortgage loans is generally substantially longer than the expected lives of those securities; however, the timing and amount of prepayments cannot be accurately predicted. The timing of changes in the rate of prepayments of the mortgage loans may significantly affect the Fund's actual yield to maturity on any mortgage-backed securities, even if the average rate of principal payments is consistent with the Fund's expectation. Along with prepayment risk, mortgage-backed securities are significantly affected by interest rate risk, which is described above. In a low interest rate environment, mortgage loan prepayments would generally be expected to increase due to factors such as refinancings and loan modifications at lower interest rates. In contrast, if prevailing interest rates rise, prepayments of mortgage loans would generally be expected to decline and therefore extend the weighted average lives of mortgage-backed securities held or acquired by the Fund.

Repurchase Agreement Risk — Although repurchase agreement transactions must be fully collateralized at all times, they generally create leverage and involve some counterparty risk to the Income Fund whereby a defaulting counterparty could delay or prevent the Income Fund's recovery of collateral.

Below Investment Grade Securities (Junk Bonds) Risk — Fixed income securities rated below investment grade (junk bonds) involve greater risks of default or downgrade and are generally more volatile than investment grade securities because the prospect for repayment of principal and interest of many of these securities is speculative. Because these securities typically offer a higher rate of return to compensate investors for these risks, they are sometimes referred to as "high yield bonds," but there is no guarantee that an investment in these securities will result in a high rate of return. These risks may be increased in foreign and emerging markets.

Liquidity Risk — The risk that certain securities may be difficult or impossible to sell at the time and the price that the Growth Fund or the Income Fund would like. The Growth Fund or the Income Fund may have to accept a lower price to sell a security, sell other securities to raise cash or give up an investment opportunity, any of which could have a negative effect on Fund management or performance.

Opportunity Risk — The Growth Fund and the Income Fund may miss out on an investment opportunity because the assets necessary to take advantage of that opportunity are tied up in other investments.

Leverage Risk — The Growth Fund's use of derivatives may result in the Fund's total investment exposure substantially exceeding the value of its portfolio securities and the Fund's investment returns depending substantially on the performance of securities that the Fund may not directly own. The use of leverage can amplify the effects of market volatility on the Fund's share price and may also cause the

Fund to liquidate portfolio positions when it would not be advantageous to do so in order to satisfy its obligations. The Fund's use of leverage may result in a heightened risk of investment loss.

Credit Risk — The risk that the issuer of a security or the counterparty to a contract will default or otherwise become unable to honor a financial obligation.

Duration Risk — The longer-term securities in which the Income Fund may invest are more volatile. A portfolio with a longer average portfolio duration is more sensitive to changes in interest rates than a portfolio with a shorter average portfolio duration.

Extension Risk — The risk that rising interest rates may extend the duration of a fixed income security, typically reducing the security's value.

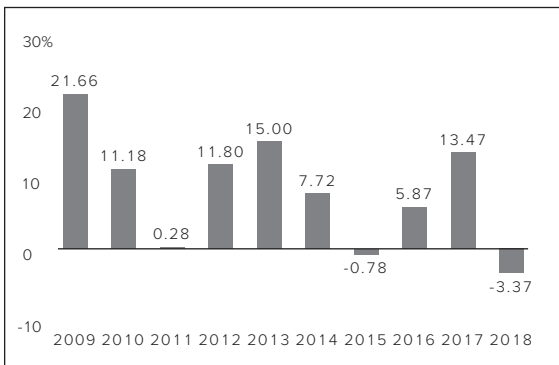
Prepayment Risk — The risk that, in a declining interest rate environment, fixed income securities with stated interest rates may have the principal paid earlier than expected, requiring the Income Fund to invest the proceeds at generally lower interest rates.

Investing in the Fund involves risk, and there is no guarantee that the Fund will achieve its investment goal. You could lose money on your investment in the Fund, just as you could with other investments. An investment in the Fund is not a deposit of a bank and is not insured or guaranteed by the Federal Deposit Insurance Corporation or any other government agency.

The Fund may be appropriate for investors who prefer a balanced investment program that allocates assets between growth and income portfolios, with an emphasis on growth; can tolerate the level of risk represented by the common stock portion of the portfolio allocation; can tolerate performance that will vary from year to year; and have a longer-term investment horizon.

Performance Information

The bar chart and the performance table below provide some indication of the risks of investing in the Fund by showing changes in the Fund's performance from year to year for the past ten calendar years and by showing how the Fund's average annual returns for 1, 5 and 10 years compared with those of broad measures of market performance. The Fund's past performance (before and after taxes) is not necessarily an indication of how the Fund will perform in the future. Updated performance information is available on the Fund's website at www.NewCovenantFunds.com or by calling the Fund toll-free at 877-835-4531.



Best Quarter: 11.83% (06/30/09)

Worst Quarter: -9.89% (09/30/11)

The Fund's total return (pre-tax) from January 1, 2019 to September 30, 2019 was 13.93%.

Average Annual Total Returns (for the periods ended December 31, 2018)

After-tax returns are calculated using the historical highest individual federal marginal income tax rates and do not reflect the impact of state and local taxes. Your actual after-tax returns will depend on your tax situation and may differ from those shown. After-tax returns shown are not relevant to investors who hold their Fund shares through tax-deferred arrangements, such as 401(k) plans or individual retirement accounts. In the event of negative performance, the Fund's returns after taxes on distributions and sale of Fund shares are calculated assuming that an investor has sufficient capital gains of the same character from other investments to offset any capital losses from the sale of Fund shares. As a result, the Fund's returns after taxes on distributions and sale of Fund shares may exceed the Fund's returns before taxes and/or returns after taxes on distributions.

This table compares the Fund's average annual total returns to those of the Fund's current and prior benchmark indexes, as well as three additional indexes. The Fund's benchmark index changed from the Russell 1000 Index to the Russell 3000 Index because the Adviser believes that the Russell 3000 Index better reflects the Fund's investment strategy. The additional indexes have been included to provide further comparison to the Fund's overall performance.

New Covenant Balanced Growth Fund	1 Year	5 Years	10 Years
Fund Return Before Taxes	-3.37%	4.41%	8.02%
Fund Return After Taxes on Distributions	-4.99%	2.84%	6.90%
Fund Return After Taxes on Distributions and Sale of Fund Shares	-1.12%	3.10%	6.21%
Russell 3000 Index Return (reflects no deduction for fees, expenses or taxes)	-5.24%	7.91%	13.18%
Russell 1000 Index (reflects no deduction for fees, expenses or taxes)	-4.78%	8.21%	13.28%
Bloomberg Barclays U.S. Intermediate Aggregate Bond Index (reflects no deduction for fees, expenses or taxes)	0.92%	2.09%	3.13%
Blended 60% Russell 3000 Index/ 40% Bloomberg Barclays U.S. Intermediate Aggregate Bond Index (reflects no deduction for fees, expenses or taxes)	-2.52%	5.72%	9.32%
Blended 60% Russell 1000 Index/ 40% Bloomberg Barclays U.S. Intermediate Aggregate Bond Index (reflects no deduction for fees, expenses or taxes)	-2.24%	5.89%	9.37%

Management

Investment Adviser and Portfolio Managers. SEI Investments Management Corporation

Portfolio Manager	Experience with the Fund	Title with Adviser
David L. Hintz, CFA	Since 2017	Portfolio Manager

Purchase and Sale of Fund Shares

You may purchase, exchange (into another New Covenant Fund or into the Federated Treasury Obligations Fund) or redeem Fund shares on any business day via mail (New Covenant Balanced Growth Fund, c/o U.S. Bank Global Fund Services, P.O. Box 701, Milwaukee, WI 53201-0701), by telephone at 877-835-4531 or through approved selling agents or brokers. You may also purchase or

redeem Fund shares by wire transfer or exchange Fund shares through account access online at www.NewCovenantFunds.com. The minimum initial and subsequent investment amounts are shown below.

Minimum Investments:	To Open Your Account	To Add to Your Account	Automatic Investment Plan
All Accounts	\$500	\$100	\$50

For important information about Tax Information and Payments to Broker-Dealers and Other Financial Intermediaries, please turn to page 29 of this Prospectus.

NEW COVENANT BALANCED INCOME FUND

Fund Summary

Investment Objective

The Fund's investment objective is to produce current income and long-term growth of capital.

Fees and Expenses

This table describes the fees and expenses that you may pay if you buy and hold Fund shares.

ANNUAL FUND OPERATING EXPENSES

(expenses that you pay each year as a percentage of the value of your investment)

Management Fees	0.00%
Distribution (12b-1) Fees	None
Other Expenses	0.20%
Acquired Fund Fees and Expenses ("AFFE")	0.77%
Total Annual Fund Operating Expenses	0.97%[†]

[†] The operating expenses in this fee table will not correlate to the expense ratio in the Fund's financial statements (or the "Financial Highlights" section in the Prospectus) because: (i) the financial statements include only the direct operating expenses incurred by the Fund, not the indirect costs of investing in underlying funds; and (ii) Other Expenses have been restated to reflect estimated fees and expenses for the current fiscal year.

EXAMPLE

This Example is intended to help you compare the cost of investing in the Fund with the cost of investing in other mutual funds. The Example assumes that you invest \$10,000 in the Fund for the time periods indicated and then redeem all of your shares at the end of those periods. The Example also assumes that your investment has a 5% return each year and that the Fund's operating expenses remain the same. Although your actual costs may be higher or lower, based on these assumptions your costs would be:

	1 Year	3 Years	5 Years	10 Years
New Covenant Balanced Income Fund	\$99	\$309	\$536	\$1,190

PORTFOLIO TURNOVER

The Fund pays transaction costs, such as commissions, when it buys and sells securities (or "turns over" its portfolio). A higher portfolio turnover rate may indicate higher transaction costs and may result in higher taxes when Fund shares are held in a taxable account. These costs, which are not reflected in annual Fund operating expenses or in the Example, affect the Fund's performance. During the most recent fiscal year, the Fund's portfolio turnover rate was 11% of the average value of its portfolio.

Principal Investment Strategies

To pursue its objective, the Fund invests primarily in shares of the New Covenant Growth Fund (the “Growth Fund”) and the New Covenant Income Fund (the “Income Fund”), with a majority of its assets generally invested in shares of the Income Fund.

Between 50% and 75% of the Fund’s net assets (with a “neutral” position of approximately 65% of the Fund’s net assets) are invested in shares of the Income Fund, with the balance of its net assets invested in shares of the Growth Fund or cash or cash equivalents.

The Fund will periodically rebalance its investments in the Growth Fund and the Income Fund, within the limits described above. In implementing this rebalancing strategy, past and anticipated future performance of both the Growth Fund and the Income Fund are taken into account. The allocation of investments made in the Growth Fund and the Income Fund varies in response to market conditions, investment outlooks, and risk/reward characteristics of equity and fixed income securities. Because the Fund is a fund-of-funds, you will indirectly bear your proportionate share of any fees and expenses charged by the Growth Fund and the Income Fund.

The Income Fund invests in corporate bonds. The Income Fund also invests in securities issued or guaranteed by the U.S. Government or one of its agencies or instrumentalities, such as the Government National Mortgage Association (“GNMA”), which are supported by the full faith and credit of the U.S. Government, and the Federal National Mortgage Association (“FNMA”) and the Federal Home Loan Mortgage Corporation (“FHLMC”), which are supported by the right of the issuer to borrow from the U.S. Treasury. The Income Fund may also invest, to a lesser extent, in bonds of international corporations or foreign governments. In addition, the Income Fund invests in mortgage-backed and asset-backed securities and may enter into fully-collateralized repurchase agreements. The Income Fund may also invest up to 20% of its net assets in commercial paper and up to 40% of its net assets in fixed income securities of foreign issuers in any country, including developed or emerging markets. The remainder of the Income Fund’s assets may be held in cash or cash equivalents.

At least 65% of the Income Fund’s net assets will be invested in bonds that are rated within the four highest credit rating categories assigned by independent rating agencies, and the Income Fund will attempt to maintain an overall credit quality rating of AA or higher. The Income Fund may invest in unrated equivalents that may be considered to be investment grade. The Income Fund may invest up to 20% of its net assets in bonds that are rated below investment grade (junk bonds).

The Growth Fund invests in common stocks and other equity securities. The Growth Fund invests primarily in a diversified portfolio of equity securities of U.S. companies that are components of an index that represents broad exposure to the U.S. large cap equity market. The Growth Fund seeks generally to replicate the performance of the index, subject to such variation as may arise as a result of implementation of the Presbyterian Principles discussed below.

The Growth Fund and the Income Fund, in which the Fund invests, seeks to invest consistent with social-witness principles established by the General Assembly of the Presbyterian Church (U.S.A.) (the “Presbyterian Principles”), as reflected in Guidelines put forth by the Committee on Mission Responsibility Through Investing (the “Committee”). The Fund seeks to avoid investing in companies involved in tobacco, alcohol and gambling, along with for-profit prisons, and some companies related to weapons production, antipersonnel and mines, handguns and assault weapons. In addition, at times a company involved in serious human rights violations may also be screened. The Fund may also screen companies for other reasons when deemed appropriate to implement the Presbyterian Principles.

Principal Risks

The success of the Fund's investment strategy depends on the allocation of assets among the Growth Fund and the Income Fund and the performance of the Growth Fund and the Income Fund. In managing the Fund, SEI Investments Management Corporation ("SIMC," or the "Adviser") may be incorrect in assessing market conditions, investment outlooks, and risk/reward characteristics of equity and fixed income securities. In addition, the methodology by which SIMC allocates the Fund's assets among the Growth Fund and the Income Fund may not achieve desired results and may cause the Fund to lose money or underperform other comparable mutual funds. The principal risks of the Fund as a result of its investments in the Growth Fund and the Income Fund are set forth below.

Fixed Income Market Risk — The prices of the Income Fund's fixed income securities respond to economic developments, particularly interest rate changes, as well as to perceptions about the creditworthiness of individual issuers, including governments and their agencies. Generally, the Income Fund's fixed income securities will decrease in value if interest rates rise and vice versa. In a low interest rate environment, risks associated with rising rates are heightened. In the case of foreign securities, price fluctuations will reflect international economic and political events, as well as changes in currency valuations relative to the U.S. dollar.

Equity Market Risk — The risk that the market value of a security may move up and down, sometimes rapidly and unpredictably. Market risk may affect a single issuer, an industry, a sector or the equity or bond market as a whole.

Social-Witness Principles/Socially Responsible Investing Risk — The Growth Fund and the Income Fund consider various social-witness principles and other socially responsible investing principles in their investment process and may choose not to purchase, or may sell, otherwise profitable investments in companies which have been identified as being in conflict with their established social-witness principles and other socially responsible investing principles. This means that the Growth Fund and Income Fund may underperform other similar mutual funds that do not consider social-witness principles and other socially responsible investing principles in their investing.

Asset Allocation Risk — The risk that SIMC's decisions regarding the allocation of Fund assets to the Growth Fund and Income Fund will not anticipate market trends successfully.

Investment Style Risk — The risk that the equity securities in which the Growth Fund invests may underperform other segments of the equity markets or the equity markets as a whole and the risk that the fixed income securities in which the Income Fund invests may underperform other segments of the fixed income markets or the fixed income markets as a whole.

Interest Rate Risk — The risk that a rise in interest rates will cause a fall in the value of fixed income securities, including U.S. Government securities, in which the Income Fund invests. A low interest rate environment may present greater interest rate risk, because there may be a greater likelihood of rates increasing and rates may increase more rapidly.

Corporate Fixed Income Securities Risk — Corporate fixed income securities respond to economic developments, especially changes in interest rates, as well as perceptions of the creditworthiness and business prospects of individual issuers.

U.S. Government Securities Risk — Although U.S. Government securities are considered to be among the safest investments, they are not guaranteed against price movements due to changing interest rates. Obligations issued by some U.S. Government agencies are backed by the U.S. Treasury, while others are backed solely by the ability of the agency to borrow from the U.S. Treasury or by the agency's own resources.

Foreign Investment/Emerging Markets Risk — The risk that non-U.S. securities may be subject to additional risks due to, among other things, political, social and economic developments abroad, currency movements and different legal, regulatory and tax environments. These additional risks may be heightened with respect to emerging market countries because political turmoil and rapid changes in economic conditions are more likely to occur in these countries.

Foreign Sovereign Debt Securities Risk — The risks that (i) the governmental entity that controls the repayment of sovereign debt may not be willing or able to repay the principal and/or interest when it becomes due because of factors such as debt service burden, political constraints, cash flow problems and other national economic factors; (ii) governments may default on their debt securities, which may require holders of such securities to participate in debt rescheduling or additional lending to defaulting governments; and (iii) there is no bankruptcy proceeding by which defaulted sovereign debt may be collected in whole or in part.

Asset-Backed Securities Risk — Payment of principal and interest on asset-backed securities is dependent largely on the cash flows generated by the assets backing the securities. Securitization trusts generally do not have any assets or sources of funds other than the receivables and related property they own, and asset-backed securities are generally not insured or guaranteed by the related sponsor or any other entity. Asset-backed securities may be more illiquid than more conventional types of fixed income securities that the Fund may acquire.

Mortgage-Backed Securities Risk — Mortgage-backed securities are affected significantly by the rate of prepayments and modifications of the mortgage loans backing those securities, as well as by other factors such as borrower defaults, delinquencies, realized or liquidation losses and other shortfalls. Mortgage-backed securities are particularly sensitive to prepayment risk, which is described below, given that the term to maturity for mortgage loans is generally substantially longer than the expected lives of those securities; however, the timing and amount of prepayments cannot be accurately predicted. The timing of changes in the rate of prepayments of the mortgage loans may significantly affect the Fund's actual yield to maturity on any mortgage-backed securities, even if the average rate of principal payments is consistent with the Fund's expectation. Along with prepayment risk, mortgage-backed securities are significantly affected by interest rate risk, which is described above. In a low interest rate environment, mortgage loan prepayments would generally be expected to increase due to factors such as refinancings and loan modifications at lower interest rates. In contrast, if prevailing interest rates rise, prepayments of mortgage loans would generally be expected to decline and therefore extend the weighted average lives of mortgage-backed securities held or acquired by the Fund.

Repurchase Agreement Risk — Although repurchase agreement transactions must be fully collateralized at all times, they generally create leverage and involve some counterparty risk to the Income Fund whereby a defaulting counterparty could delay or prevent the Income Fund's recovery of collateral.

Below Investment Grade Securities (Junk Bonds) Risk — Fixed income securities rated below investment grade (junk bonds) involve greater risks of default or downgrade and are generally more volatile than

investment grade securities because the prospect for repayment of principal and interest of many of these securities is speculative. Because these securities typically offer a higher rate of return to compensate investors for these risks, they are sometimes referred to as “high yield bonds,” but there is no guarantee that an investment in these securities will result in a high rate of return. These risks may be increased in foreign and emerging markets.

Tracking Error Risk — The risk that the Growth Fund’s performance may vary substantially from the performance of the underlying index it tracks as a result of cash flows, fund expenses, imperfect correlation between the Growth Fund’s investments and the underlying index’s components, implementation of the Presbyterian Principles, and favoring ESG and other factors.

Small Capitalization Risk — Smaller capitalization companies in which the Growth Fund may invest may be more vulnerable to adverse business or economic events than larger, more established companies. In particular, small capitalization companies may have limited product lines, markets and financial resources and may depend upon a relatively small management group. Therefore, small capitalization stocks may be more volatile than those of larger companies. Small capitalization stocks may be traded over-the-counter or listed on an exchange.

Real Estate Investment Trusts (REITs) Risk — REITs are trusts that invest primarily in commercial real estate or real estate-related loans. The Fund’s investments in REITs will be subject to the risks associated with the direct ownership of real estate. Risks commonly associated with the direct ownership of real estate include fluctuations in the value of underlying properties, defaults by borrowers or tenants, changes in interest rates and risks related to general or local economic conditions. Some REITs may have limited diversification and may be subject to risks inherent in financing a limited number of properties.

Derivatives Risk — The Growth Fund’s use of futures contracts is subject to market risk, leverage risk, correlation risk and liquidity risk. Market risk is described above. Leverage risk and liquidity risk are described below. Correlation risk is the risk that changes in the value of the derivative may not correlate perfectly with the underlying asset, rate or index. Liquidity risk is the risk that certain securities may be difficult or impossible to sell at the time and the price that the Fund would like. The Fund may have to lower the price of the security, sell other securities instead or forego an investment opportunity, any of which could have a negative effect on Fund management or performance. Each of these risks could cause the Fund to lose more than the principal amount invested in a derivative instrument. The Fund’s use of derivatives may also increase the amount of taxes payable by shareholders. Both U.S. and non-U.S. regulators are in the process of adopting and implementing regulations governing derivatives markets, the ultimate impact of which remains unclear.

Liquidity Risk — The risk that certain securities may be difficult or impossible to sell at the time and the price that the Growth Fund or the Income Fund would like. The Growth Fund or the Income Fund may have to accept a lower price to sell a security, sell other securities to raise cash or give up an investment opportunity, any of which could have a negative effect on Fund management or performance.

Opportunity Risk — The Growth Fund and the Income Fund may miss out on an investment opportunity because the assets necessary to take advantage of that opportunity are tied up in other investments.

Leverage Risk — The Growth Fund’s use of derivatives may result in the Fund’s total investment exposure substantially exceeding the value of its portfolio securities and the Fund’s investment returns depending substantially on the performance of securities that the Fund may not directly own. The use of

leverage can amplify the effects of market volatility on the Fund's share price and may also cause the Fund to liquidate portfolio positions when it would not be advantageous to do so in order to satisfy its obligations. The Fund's use of leverage may result in a heightened risk of investment loss.

Credit Risk — The risk that the issuer of a security or the counterparty to a contract will default or otherwise become unable to honor a financial obligation.

Duration Risk — The longer-term securities in which the Income Fund may invest are more volatile. A portfolio with a longer average portfolio duration is more sensitive to changes in interest rates than a portfolio with a shorter average portfolio duration.

Extension Risk — The risk that rising interest rates may extend the duration of a fixed income security, typically reducing the security's value.

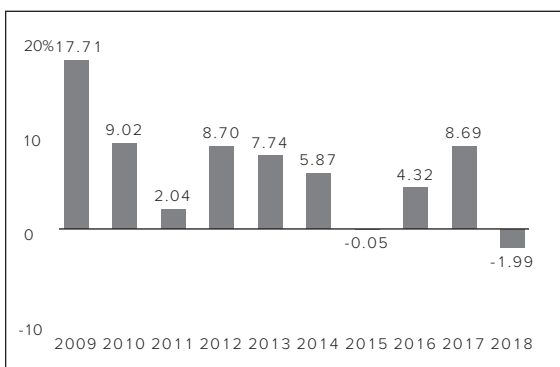
Prepayment Risk — The risk that, in a declining interest rate environment, fixed income securities with stated interest rates may have the principal paid earlier than expected, requiring the Income Fund to invest the proceeds at generally lower interest rates.

Investing in the Fund involves risk, and there is no guarantee that the Fund will achieve its investment goal. You could lose money on your investment in the Fund, just as you could with other investments. An investment in the Fund is not a deposit of a bank and is not insured or guaranteed by the Federal Deposit Insurance Corporation or any other government agency.

The Fund may be appropriate for investors who prefer a balanced investment program that allocates assets between growth and income portfolios, with an emphasis on income; prefer that half or more of the portfolio be income-producing securities; can tolerate performance that will vary from year to year; and have a longer-term investment horizon.

Performance Information

The bar chart and the performance table below provide some indication of the risks of investing in the Fund by showing changes in the Fund's performance from year to year for the past ten calendar years and by showing how the Fund's average annual returns for 1, 5 and 10 years compared with those of broad measures of market performance. The Fund's past performance (before and after taxes) is not necessarily an indication of how the Fund will perform in the future. Updated performance information is available on the Fund's website at www.NewCovenantFunds.com or by calling the Fund toll-free at 877-835-4531.



Best Quarter: 9.08% (06/30/09)

Worst Quarter: -5.39% (09/30/11)

The Fund's total return (pre-tax) from January 1, 2019 to September 30, 2019 was 10.75%.

Average Annual Total Returns (for the periods ended December 31, 2018)

After-tax returns are calculated using the historical highest individual federal marginal income tax rates and do not reflect the impact of state and local taxes. Your actual after-tax returns will depend on your tax situation and may differ from those shown. After-tax returns shown are not relevant to investors who hold their Fund shares through tax-deferred arrangements, such as 401(k) plans or individual retirement accounts. In the event of negative performance, the Fund's returns after taxes on distributions and sale of Fund shares are calculated assuming that an investor has sufficient capital gains of the same character from other investments to offset any capital losses from the sale of Fund shares. As a result, the Fund's returns after taxes on distributions and sale of Fund shares may exceed the Fund's returns before taxes and/or returns after taxes on distributions.

This table compares the Fund's average annual total returns to those of the Fund's current and prior benchmark indexes, as well as three additional indexes. The Fund's benchmark index changed from the Russell 1000 Index to the Russell 3000 Index because the Adviser believes that the Russell 3000 Index better reflects the Fund's investment strategy. The additional indexes have been included to provide further comparison to the Fund's overall performance.

New Covenant Balanced Income Fund	1 Year	5 Years	10 Years
Fund Return Before Taxes	-1.99%	3.29%	6.07%
Fund Return After Taxes on Distributions	-3.55%	1.94%	5.00%
Fund Return After Taxes on Distributions and Sale of Fund Shares	-0.51%	2.22%	4.52%
Russell 3000 Index Return (reflects no deduction for fees, expenses or taxes)	-5.24%	7.91%	13.18%
Russell 1000 Index (reflects no deduction for fees, expenses or taxes)	-4.78%	8.21%	13.28%
Bloomberg Barclays U.S. Intermediate Aggregate Bond Index (reflects no deduction for fees, expenses or taxes)	0.92%	2.09%	3.13%
Blended 35% Russell 3000 Index/ 65% Bloomberg Barclays U.S. Intermediate Aggregate Bond Index (reflects no deduction for fees, expenses or taxes)	-0.99%	4.26%	6.80%
Blended 35% Russell 1000 Index/ 65% Bloomberg Barclays U.S. Intermediate Aggregate Bond Index (reflects no deduction for fees, expenses or taxes)	-0.83%	4.35%	6.82%

Management

Investment Adviser and Portfolio Managers. SEI Investments Management Corporation

Portfolio Manager	Experience with the Fund	Title with Adviser
Richard A. Bamford	Since 2017	Portfolio Manager
Erin Garrett	Since 2017	Portfolio Manager

Purchase and Sale of Fund Shares

You may purchase, exchange (into another New Covenant Fund or into the Federated Treasury Obligations Fund) or redeem Fund shares on any business day via mail (New Covenant Balanced Income Fund, c/o U.S. Bank Global Fund Services, P.O. Box 701, Milwaukee, WI 53201-0701), by telephone at 877-835-4531 or through approved selling agents or brokers. You may also purchase or

redeem Fund shares by wire transfer or exchange Fund shares through account access online at www.NewCovenantFunds.com. The minimum initial and subsequent investment amounts are shown below.

Minimum Investments:	To Open Your Account	To Add to Your Account	Automatic Investment Plan
All Accounts	\$500	\$100	\$50

For important information about Tax Information and Payments to Broker-Dealers and Other Financial Intermediaries, please turn to page 29 of this Prospectus.

Tax Information

The distributions made by the Funds are generally taxable and will be taxed as ordinary income or capital gains. If you are investing through a tax-deferred arrangement, such as a 401(k) plan or individual retirement account, you will generally not be subject to federal taxation on Fund distributions until you begin receiving distributions from your tax-deferred arrangement. You should consult your tax advisor regarding the rules governing your tax-deferred arrangement.

Payments to Broker-Dealers and Other Financial Intermediaries

If you purchase Fund shares through a broker-dealer or other financial intermediary (such as a bank), a Fund and its related companies may pay the intermediary for the sale of the Fund shares and related services. These payments may create a conflict of interest by influencing the broker-dealer or other intermediary and your salesperson to recommend a Fund over another investment. Ask your salesperson or visit your financial intermediary's website for more information.

MORE INFORMATION ABOUT INVESTMENTS

New Covenant Funds (the “Trust”) was organized with participation from the Presbyterian Church (U.S.A.) Foundation (the “Foundation”) to facilitate responsible financial management of the investment and endowment assets of the Presbyterian Church (U.S.A.) and of charitable organizations that are part of or associated with the Presbyterian Church (U.S.A.). The Foundation is a charitable, religious organization that supports the mission of the Presbyterian Church (U.S.A.). The Trust may also serve the investment needs of certain other charitable or religious organizations, including organizations that are part of a religious denomination with which the Presbyterian Church (U.S.A.) has a relationship. The Trust also may provide an appropriate investment for other ecumenical and charitable organizations. Shares of the Trust’s four separate investment portfolios (each a “Fund,” together, the “Funds”) may also be purchased by individual investors in addition to religious or charitable organizations, including members of the Presbyterian Church (U.S.A.).

Each of the Funds has the common investment strategy of making investments consistent with social-witness principles adopted by the General Assembly of the Presbyterian Church (U.S.A.). These principles may evolve over time and currently include, among others, prohibitions on investments in military contractors and tobacco companies. The Growth Fund and Income Fund may also limit investments in distillers of alcoholic beverages, gambling companies, manufacturers of gambling equipment and manufacturers of firearms and certain companies that do not include human rights as part of their business model. In addition, the Fund’s portfolio will be constructed by the Sub-Adviser, pursuant to a proprietary process, to favor securities of companies that are more highly ranked with respect to environmental, social and governance criteria. The Growth Fund and Income Fund may choose to sell otherwise profitable investments in companies which have been identified as being in conflict with the established social-witness principles of the Presbyterian Church (U.S.A.) or other socially responsible investing principles. Beyond these principles, each Fund pursues a different investment objective and strategies. You should carefully consider the objective and strategies of a Fund before deciding to invest. Additional information regarding the process that is followed for determining permissible investments for the Growth Fund and Income Fund that are consistent with the social-witness principles of the General Assembly of the Presbyterian Church (U.S.A.), as well as additional information regarding the environmental, social and governance ranking criteria, is included in the Statement of Additional Information (“SAI”) under the section “Investment Objectives and Policies.”

The Growth Fund and the Income Fund have a number of non-fundamental policies and procedures intended to reduce the risks borne by their investors. These policies and procedures may also reduce the risks borne by investors in the Balanced Growth and Balanced Income Funds because they invest exclusively in shares of the Growth Fund and the Income Fund. However, there is no guarantee that any policy, procedure or strategy will be successful and an investor in a Fund may still lose money.

— Each Fund invests principally in U.S. issuers, but also may invest in geographically diverse foreign and international companies. This policy may reduce the effect on a Fund of adverse events affecting particular nations or regions. If a Fund holds a position in securities priced in non-U.S. currency, it may engage in hedging transactions to reduce currency risk.

— A Fund may take a temporary defensive position when adverse market conditions exist. This may prevent the Fund from achieving its investment objective because such a temporary position may be inconsistent with the Fund’s customary strategies. For example, the Income Fund may increase its cash equivalent holdings.

— Within the Income Fund, each Sub-Adviser pursues the Fund’s objectives through its own investment strategy. Since any investment strategy has its strengths and weaknesses, depending on market conditions, the use of multiple strategies is intended to reduce the effect of principal strategies and other policies, and risks of changing market conditions on Fund performance.

— The Growth Fund and Income Fund may invest up to 15% of their net assets in illiquid investments. An illiquid investment is a security or other position that cannot be disposed of quickly (generally within seven days) in the normal course of business at approximately its carrying value. The percentage limitation on these investments does not apply to certain restricted securities that are eligible for resale to qualified institutional purchasers.

— The Growth Fund will seek generally to replicate the performance of its underlying index, but may vary from the index to invest in a manner consistent with the Presbyterian Principles or to manage risk and seek efficient trading costs.

Each Fund’s investment objective is fundamental, which means that it may not be changed without a shareholder vote. All investment policies of each Fund that are not specifically identified as fundamental may be changed by the Trust’s Board of Trustees (the “Board”) without approval of Fund shareholders. Each of the Fund’s portfolio securities and investment practices offers certain opportunities and carries various risks. Principal investment strategies and risk factors are summarized in the front of the Prospectus. Below are further descriptions of principal investment strategies, along with their risks, which apply to the Growth Fund and the Income Fund.

More Information About Principal Investment Strategies

Asset-Backed Securities: The Income Fund may invest in asset-backed securities. These securities represent interests in pools of debt such as credit-card accounts. The principal risks of asset-backed securities are that on the underlying obligations, payments may be made more slowly, and rates of default may be higher than expected. In addition, because some of these securities are new or complex, unanticipated problems may affect their value or liquidity.

Asset-backed securities present credit risks that are not presented by mortgage-backed securities. This is because asset-backed securities generally do not have the benefit of a security interest in collateral that is comparable in quality to mortgage assets. If the issuer of an asset-backed security defaults on its payment obligations, there is the possibility that, in some cases, a Fund will be unable to possess and sell the underlying collateral and that the Fund’s recovery on repossessed collateral may not be available to support payments on the security. In the event of a default, the Fund may suffer a loss if it cannot sell collateral quickly and receive the amount it is owed.

Below-Investment Grade Securities (Junk Bonds): The Income Fund may invest in securities rated below-investment grade (junk bonds). These are securities in all Moody’s Investors Service, Inc. (“Moody’s”) and Standard & Poor’s Corporation (“S&P”) categories below those referred to as “investment grade.” Compared to higher quality fixed income securities, below-investment grade securities offer the potential for higher investment returns but subject holders to greater credit and market risk. The ability of an issuer of below investment grade securities to meet principal and interest payments is considered speculative.

Investment Grade Securities: There are four categories that are referred to as “investment grade.” These are the four highest credit ratings or categories as defined by Moody’s and S&P. Securities in the fourth investment grade are considered to have speculative characteristics.

Investments in other Investment Companies: The Balanced Growth Fund and Balanced Income Fund, by investing primarily in shares of the Growth Fund and the Income Fund, indirectly pay a portion of the operating expenses, management expenses and brokerage costs of such companies as well as their own operating expenses. Thus, shareholders of the Balanced Growth Fund and Balanced Income Fund may indirectly pay higher total operating expenses and other costs than they would pay by owning shares of the underlying Funds directly. The Growth Fund and Income Fund may invest in shares of other investment companies, subject to certain provisions of federal securities laws. These Funds may invest in other investment companies for a variety of reasons such as, without limitation, to manage cash, to seek current income, or to gain exposure to investments in particular sectors, industries or countries. To the extent that the Funds invest in other investment companies, the Funds will indirectly bear their proportionate share of any expenses (such as operating expenses and advisory fees) that are paid by certain of the investment companies in which they invest.

Mortgage-Backed Securities: The Income Fund may invest in mortgage-backed securities. These securities, which represent interests in pools of mortgages, may offer attractive yields but generally carry additional risks. The prices and yields of mortgage-related securities typically assume that the securities will be redeemed at a given time before maturity. When interest rates fall substantially, these securities usually are redeemed early because the underlying mortgages are often prepaid. A Fund would then have to reinvest the money at a lower rate.

The privately issued mortgage-backed securities in which a Fund invests are not issued or guaranteed by the U.S. Government or its agencies or instrumentalities and may bear a greater risk of nonpayment than securities that are backed by the U.S. Treasury. However, the timely payment of principal and interest normally is supported, at least partially, by various credit enhancements by banks and other financial institutions. There can be no assurance, however, that such credit enhancements will support full payment of the principal and interest on such obligations. In addition, changes in the credit quality of the entity that provides credit enhancement could cause losses to a Fund and affect its share price.

Other Securities and Investment Techniques

Investment Techniques: To a limited extent, the Growth Fund and the Income Fund may engage in securities lending arrangements and may hold certain derivative securities, principally put and call options, for hedging purposes. The Funds pursue these activities to reduce volatility, lower costs, and to seek to marginally increase their investment returns, but these activities also may increase a Fund's risks, as noted below.

— *Put and Call Options:* The Income Fund may invest in put and call options. A call or put may be purchased only if, after the purchase, the value of all call and put options held by a Fund will not exceed 20% of the Fund's total assets.

— *Securities Lending:* There may be risks of delay in receiving additional collateral or in recovering the securities loaned or even a loss of rights in the collateral should the borrower of the securities fail financially. In addition, invested collateral will be subject to market depreciation or appreciation, and a Fund will be responsible for any loss that might result from its investment of the collateral.

— *When-Issued Securities:* A Fund may invest in securities prior to their date of issue. These securities could rise or fall in value by the time they are actually issued, which may be any time from a few days to over a year.

Real Estate Investment Trusts (“REITs”): The Growth Fund may invest in publicly traded equity REITs and the Income Fund may invest in mortgage REITs. Equity REITs invest directly in real property, while mortgage REITs invest in mortgages on real property. REITs may be subject to certain risks associated with the direct ownership of real estate, including declines in the value of real estate, risks related to general and local economic conditions, overbuilding and increased competition, increases in property taxes, and variations in rental income. Equity REITs may be affected by changes in the value of the underlying property owned by the trusts, while mortgage REITs may be affected by the quality of credit extended. REITs may have limited financial resources, may trade less frequently and in limited volume and may be subject to more abrupt or erratic price movements than larger-company securities.

MORE INFORMATION ABOUT RISKS

Risk Information Common to the Funds

All investments involve some type and level of risk. Risk is the possibility that you will lose money or not make any additional money by investing in the Funds. The Funds cannot be certain that they will achieve their investment objectives. Before you invest, please make sure that you have read and understand the risk factors that apply to the specific Fund in which you are investing.

For all Funds, there is the risk that the Fund will underperform other similar mutual funds that do not consider social-witness principles and other socially responsible investing principles in their investing.

More Information About Principal Risks

The following are the risks associated with an investment in the specified Funds. Because the Balanced Growth Fund and Balanced Income Fund are each a fund-of-funds, they are subject to the same risks as the Growth Fund and Income Fund in which they invest.

Asset Allocation Risk — Balanced Growth Fund, Balanced Income Fund: The risk that SIMC’s decisions regarding the allocation of Fund assets to the Growth Fund and Income Fund will not anticipate market trends successfully.

Asset-Backed Securities — Income Fund, Balanced Growth Fund, Balanced Income Fund: Asset-backed securities are securities that are backed primarily by the cash flows of a discrete pool of fixed or revolving receivables or other financial assets that by their terms convert into cash within a finite time period. Asset-backed securities include mortgage-backed securities, but the term is more commonly used to refer to securities supported by non-mortgage assets such as auto loans, motor vehicle leases, student loans, credit card receivables, floorplan receivables, equipment leases and peer-to-peer loans. The assets are removed from any potential bankruptcy estate of an operating company through the true sale of the assets to an issuer that is a special purpose entity, and the issuer obtains a perfected security interest in the assets. Payments of principal of and interest on asset-backed securities rely entirely on the performance of the underlying assets. Asset-backed securities are generally not insured or guaranteed by the related sponsor or any other entity and therefore, if the assets or sources of funds available to the issuer are insufficient to pay those securities, a Fund will incur losses. In addition, asset-backed securities entail prepayment risk that may vary depending on the type of asset, but is generally less than the prepayment risk associated with mortgage-backed securities, which is discussed below.

Losses may be greater for asset-backed securities that are issued as “pass-through certificates” rather than as debt securities because those types of certificates only represent a beneficial ownership

interest in the related assets and their payment is based primarily on collections actually received. For asset-backed securities as a whole, if a securitization issuer defaults on its payment obligations due to losses or shortfalls on the assets held by the issuer, a sale or liquidation of the assets may not be sufficient to support payments on the securities and a Fund, as a securityholder, may suffer a loss.

There is a limited secondary market for asset-backed securities. Consequently, it may be difficult for a Fund to sell or realize profits on those securities at favorable times or for favorable prices.

Below Investment Grade Fixed Income Securities (Junk Bonds) — Income Fund, Balanced Growth Fund, Balanced Income Fund: Below investment grade fixed income securities (junk bonds) involve greater risks of default or downgrade and are generally more volatile than investment grade securities. Junk bonds involve greater risk of price declines than investment grade securities due to actual or perceived changes in an issuer's creditworthiness. In addition, issuers of junk bonds may be more susceptible than other issuers to economic downturns. Junk bonds are subject to the risk that the issuer may not be able to pay interest or dividends and ultimately to repay principal upon maturity. Discontinuation of these payments could substantially adversely affect the market value of the security. The volatility of junk bonds, particularly those issued by foreign governments, is even greater because the prospect for repayment of principal and interest of many of these securities is speculative. Some may even be in default. As an incentive to invest, these risky securities tend to offer higher returns, but there is no guarantee that an investment in these securities will result in a high rate of return.

Corporate Fixed Income Securities — Income Fund, Balanced Growth Fund, Balanced Income Fund: Corporate fixed income securities are fixed income securities issued by public and private businesses. Corporate fixed income securities respond to economic developments, especially changes in interest rates, as well as perceptions of the creditworthiness and business prospects of individual issuers. Corporate fixed income securities are subject to the risk that the issuer may not be able to pay interest or, ultimately, to repay principal upon maturity. Interruptions or delays of these payments could adversely affect the market value of the security. In addition, due to lack of uniformly available information about issuers or differences in the issuers' sensitivity to changing economic conditions, it may be difficult to measure the credit risk of corporate securities.

Credit — Income Fund, Balanced Growth Fund, Balanced Income Fund: Credit risk is the risk that a decline in the credit quality of an investment could cause a Fund to lose money. A Fund could lose money if the issuer or guarantor of a portfolio security fails to make timely payment or otherwise honor its obligations. Fixed income securities rated below investment grade (junk bonds) involve greater risks of default or downgrade and are generally more volatile than investment grade securities. Below investment grade securities involve greater risk of price declines than investment grade securities due to actual or perceived changes in an issuer's creditworthiness. In addition, issuers of below investment grade securities may be more susceptible than other issuers to economic downturns. Such securities are subject to the risk that the issuer may not be able to pay interest or dividends and ultimately to repay principal upon maturity. Discontinuation of these payments could substantially adversely affect the market value of the security.

Depositary Receipts — Growth Fund: Depositary receipts are alternatives to directly purchasing the underlying foreign securities in their national markets and currencies. However, depositary receipts, including American Depositary Receipts (ADRs), are subject to many of the risks associated with investing directly in foreign securities, which are further described below.

Duration — Income Fund, Balanced Growth Fund, Balanced Income Fund: Duration is a measure of the expected life of a fixed income security that is used to determine the sensitivity of a security's price to changes in interest rates. For example, if a fixed income security has a five-year duration, it will decrease in value by approximately 5% if interest rates rise 1% and increase in value by approximately 5% if interest rates fall 1%. Fixed income instruments with higher duration typically have higher risk and higher volatility. Longer-term fixed income securities in which a Fund may invest tend to be more volatile than shorter-term fixed income securities. A portfolio with a longer average portfolio duration is typically more sensitive to changes in interest rates than a portfolio with a shorter average portfolio duration.

Equity Market — Growth Fund, Balanced Growth Fund, Balanced Income Fund: Because the Growth Fund will significantly invest in equity securities, the Funds are subject to the risk that stock prices will fall over short or extended periods of time. Historically, the equity markets have moved in cycles, and the value of a Fund's securities may fluctuate drastically from day to day. Individual companies may report poor results or be negatively affected by industry and/or economic trends and developments. The prices of securities issued by such companies may suffer a decline in response. In the case of foreign stocks, these fluctuations will reflect international economic and political events, as well as changes in currency valuations relative to the U.S. Dollar. These factors contribute to price volatility, which is a principal risk of investing in the Growth Fund.

Extension — Income Fund, Balanced Growth Fund, Balanced Income Fund: Investments in fixed income securities are subject to extension risk. Generally, rising interest rates tend to extend the duration of fixed income securities, making them more sensitive to changes in interest rates. As a result, in a period of rising interest rates, a Fund may exhibit additional volatility.

Fixed Income Market — Income Fund, Balanced Growth Fund, Balanced Income Fund: The prices of a Fund's fixed income securities respond to economic developments, particularly interest rate changes, as well as to perceptions about the creditworthiness of individual issuers, including governments and their agencies. Generally, a Fund's fixed income securities will decrease in value if interest rates rise and vice versa. Fixed income securities may have fixed-, variable- or floating-rates. There is a risk that the current interest rate on floating and variable rate instruments may not accurately reflect existing market interest rates. Also, longer-term securities are generally more sensitive to changes in the level of interest rates, so the average maturity or duration of these securities affects risk. Changes in government policy, including the Federal Reserve's decisions with respect to raising interest rates or terminating certain programs such as quantitative easing, could increase the risk that interest rates will rise. Rising interest rates may, in turn, increase volatility and reduce liquidity in the fixed income markets, and result in a decline in the value of the fixed income investments held by a Fund. These risks may be heightened in a low interest rate environment. In addition, reductions in dealer market-making capacity as a result of structural or regulatory changes could further decrease liquidity and/or increase volatility in the fixed income markets. In the case of foreign securities, price fluctuations will reflect international economic and political events, as well as changes in currency valuations relative to the U.S. dollar. As a result of these conditions, a Fund's value may fluctuate and/or the Fund may experience increased redemptions from shareholders, which may impact the Fund's liquidity or force the Fund to sell securities into a declining or illiquid market.

Foreign Investment/Emerging Markets — Income Fund, Balanced Growth Fund and Balanced Income Fund: A Fund may invest in foreign issuers, including issuers located in emerging market countries. Investing in issuers located in foreign countries poses distinct risks because political and economic events unique to a country or region will affect those markets and their issuers. These events will not

necessarily affect the U.S. economy or similar issuers located in the United States. In addition, investments in foreign countries are generally denominated in a foreign currency. As a result, changes in the value of those currencies compared to the U.S. dollar may affect (positively or negatively) the value of a Fund's investments. These currency movements may happen separately from and in response to events that do not otherwise affect the value of the security in the issuer's home country.

Emerging market countries are those countries that are: (i) characterized as developing or emerging by any of the World Bank, the United Nations, the International Finance Corporation, or the European Bank for Reconstruction and Development; (ii) included in an emerging markets index by a recognized index provider; or (iii) countries with similar developing or emerging characteristics as countries classified as emerging market countries pursuant to sub-paragraph (i) and (ii) above, in each case determined at the time of purchase. Emerging market countries may be more likely to experience political turmoil or rapid changes in market or economic conditions than more developed countries. Emerging market countries often have less uniformity in accounting and reporting requirements and unreliable securities valuation. It is sometimes difficult to obtain and enforce court judgments in such countries and there is often a greater potential for nationalization and/or expropriation of assets by the government of an emerging market country. In addition, the financial stability of issuers (including governments) in emerging market countries may be more precarious than in other countries. As a result, there will tend to be an increased risk of price volatility associated with a Fund's investments in emerging market countries, which may be magnified by currency fluctuations relative to the U.S. dollar.

Foreign Sovereign Debt Securities — Income Fund, Balanced Growth Fund, Balanced Income Fund: The risks that (i) the governmental entity that controls the repayment of sovereign debt may not be willing or able to repay the principal and/or interest when it becomes due, because of factors such as debt service burden, political constraints, cash flow problems and other national economic factors; (ii) governments may default on their debt securities, which may require holders of such securities to participate in debt rescheduling or additional lending to defaulting governments; and (iii) there is no bankruptcy proceeding by which defaulted sovereign debt may be collected in whole or in part.

Interest Rate — Income Fund, Balanced Growth Fund, Balanced Income Fund: Interest rate risk is the risk that a rise in interest rates will cause a fall in the value of fixed income securities, including U.S. Government securities, in which a Fund invests. In a low interest rate environment, risks associated with rising rates are heightened. A historically low interest rate environment may present greater interest rate risk, because there may be a greater likelihood of rates increasing and rates may increase more rapidly.

Investment Style — All Funds: The risk that the equity or fixed income securities in which a Fund invests may underperform other segments of the equity or fixed income markets or the equity or fixed income markets as a whole.

Liquidity — All Funds: Liquidity risk exists when particular investments are difficult to purchase or sell. The market for certain investments may become illiquid due to specific adverse changes in the conditions of a particular issuer or under adverse market or economic conditions independent of the issuer. A Fund's investments in illiquid securities may reduce the returns of the Fund because it may be unable to sell the illiquid securities at an advantageous time or price.

Further, transactions in illiquid securities may entail transaction costs that are higher than those for transactions in liquid securities.

Mortgage-Backed Securities — Income Fund, Balanced Growth Fund, Balanced Income Fund:

Mortgage-backed securities are a class of asset-backed securities representing an interest in a pool or pools of whole mortgage loans (which may be residential mortgage loans or commercial mortgage loans). Mortgage-backed securities held or acquired by a Fund could include (i) obligations guaranteed by federal agencies of the U.S. Government, such as the Government National Mortgage Association (“GNMA”), which are backed by the “full faith and credit” of the United States, (ii) securities issued by the Federal National Mortgage Association (“FNMA”) and the Federal Home Loan Mortgage Corporation (“FHLMC”), which are not backed by the “full faith and credit” of the United States but are guaranteed by the U.S. Government as to timely payment of principal and interest, (iii) securities (commonly referred to as “private-label RMBS”) issued by private issuers that represent an interest in or are collateralized by whole residential mortgage loans without a government guarantee and (iv) commercial mortgage-backed securities (“CMBS”), which are multi-class or pass-through securities backed by a mortgage loan or a pool of mortgage loans secured by commercial property such as industrial and warehouse properties, office buildings, retail space and shopping malls, multifamily properties and cooperative apartments. Because private-label RMBS and CMBS are not issued or guaranteed by the U.S. Government, those securities generally are structured with one or more types of credit enhancement. There can be no assurance, however, that credit enhancements will support full payment to a Fund of the principal and interest on such obligations. In addition, changes in the credit quality of the entity that provides credit enhancement could cause losses to a Fund and affect its share prices.

The Funds may invest in mortgage-backed securities in the form of debt or in the form of “pass-through” certificates. Pass-through certificates, which represent beneficial ownership interests in the related mortgage loans, differ from debt securities, which generally provide for periodic fixed payments of interest on and principal of the related notes. Mortgage pass-through securities provide for monthly payments that are a “pass-through” of the monthly interest and principal payments (including any prepayments) made by the individual borrowers on the pooled mortgage loans, net of any fees and expenses owed to the servicers of the mortgage loans and other transaction parties that receive payment from collections on the mortgage loans.

The performance of mortgage loans and, in turn, the mortgage-backed securities acquired by a Fund, is influenced by a wide variety of economic, geographic, social and other factors, including general economic conditions, the level of prevailing interest rates, the unemployment rate, the availability of alternative financing and homeowner behavior.

The rate and aggregate amount of distributions on mortgage-backed securities, and therefore the average lives of those securities and the yields realized by a Fund, will be sensitive to the rate of prepayments (including liquidations) and modifications of the related mortgage loans, any losses and shortfalls on the related mortgage loans allocable to the tranches held by the Fund and the manner in which principal payments on the related mortgage loans are allocated among the various tranches in the particular securitization transaction. Furthermore, mortgage-backed securities are sensitive to changes in interest rates, but may respond to those changes differently from other fixed income securities due to the possibility of prepayment of the mortgage loans. Among other factors, a significant amount of defaults, rapid prepayments or prepayment interest shortfalls may erode amounts available for distributions to a Fund. The timing of changes in the rate of prepayments of the mortgage loans may significantly affect a Fund’s actual yield to maturity, even if the average rate of principal payments is consistent with the Fund’s expectations. If prepayments of mortgage loans occur at a rate faster than that anticipated by a Fund, payments of interest on the mortgage-backed securities could be

significantly less than anticipated. Similarly, if the number of mortgage loans that are modified is larger than that anticipated by a Fund, payments of principal and interest on the mortgage-backed securities could be significantly less than anticipated.

Opportunity — All Funds: The Growth Fund and the Income Fund may miss out on an investment opportunity because the assets necessary to take advantage of that opportunity are tied up in other investments.

Portfolio Turnover — Income Fund: Due to its investment strategy, the Income Fund may buy and sell securities frequently. This may result in higher transaction costs and additional capital gains tax liabilities, which may affect the Fund's performance.

Prepayment — Income Fund, Balanced Growth Fund, Balanced Income Fund: Fund investments in fixed income securities are subject to prepayment risk. In a declining interest rate environment, fixed income securities with stated interest rates may have their principal paid earlier than expected. This may result in a Fund having to reinvest that money at lower prevailing interest rates, which can reduce the returns of the Fund.

Quantitative Investing — Growth Fund: A quantitative investment style generally involves the use of computers to implement a systematic or rules-based approach to selecting investments based on specific measurable factors. Due to the significant role technology plays in such strategies, they carry the risk of unintended or unrecognized issues or flaws in the design, coding, implementation or maintenance of the computer programs or technology used in the development and implementation of the quantitative strategy. These issues or flaws, which can be difficult to identify, may result in the implementation of a portfolio that is different from that which was intended, and could negatively impact investment returns. Such risks should be viewed as an inherent element of investing in an investment strategy that relies heavily upon quantitative models and computerization.

Repurchase Agreement — Income Fund, Balanced Growth Fund, Balanced Income Fund: Although repurchase agreement transactions must be fully collateralized at all times, they generally create leverage and involve some counterparty risk to the Income Fund whereby a defaulting counterparty could delay or prevent the Income Fund's recovery of collateral.

Small Capitalization Issuers — Growth Fund, Balanced Growth Fund, Balanced Income Fund: Investing in equity securities of small capitalization companies often involves greater risk than is customarily associated with investments in larger capitalization companies. This increased risk may be due to the greater business risks of smaller size companies, limited markets and financial resources, narrow product lines and the frequent lack of depth of management. Stock prices of smaller companies may be based in substantial part on future expectations rather than current achievements. The securities of smaller companies are often traded over-the-counter and, even if listed on a national securities exchange, may not be traded in volumes typical for that exchange. Consequently, the securities of smaller companies may be less liquid, may have limited market stability and may be subject to more severe, abrupt or erratic market movements than securities of larger, more established companies or the market averages in general. Further, smaller companies may have less publicly available information and, when available, it may be inaccurate or incomplete.

Social-Witness Principles/Socially Responsible Investing — All Funds: The Growth Fund and the Income Fund consider various social-witness principles and other socially responsible investing principles in their investment process and may choose not to purchase, or may sell, otherwise profitable investments

in companies which have been identified as being in conflict with their established social-witness principles and other socially responsible investing principles. This means that a Fund may underperform other similar mutual funds that do not consider social-witness principles and other socially responsible investing principles in their investing.

Tracking Error — Growth Fund: The risk that the Fund's performance may vary substantially from the performance of the Index it tracks as a result of cash flows, Fund expenses, imperfect correlation between the Fund's investments and the Index's components, implementation of the Presbyterian Principles, and favoring ESG and other factors.

U.S. Government Securities — Income Fund, Balanced Growth Fund, Balanced Income Fund: Although U.S. Government securities are considered to be among the safest investments, they are not guaranteed against price movements due to changing interest rates. Obligations issued by some U.S. Government agencies are backed by the U.S. Treasury, while others are backed solely by the ability of the agency to borrow from the U.S. Treasury or by the agency's own resources. Therefore, such obligations are not backed by the full faith and credit of the U.S. Government.

Other Risks

Options and Futures Risk — All Funds: The Funds may use futures and options on futures for hedging purposes only. The hedging strategy may not be successful if a portfolio manager is unable to accurately predict movements in the prices of individual securities held by a Fund or if the strategy does not correlate well with the Fund's investments. The use of futures and options on futures may produce a loss for the Fund, even when used only for hedging purposes. The risks associated with options and futures include possible default by the other party to the transaction, illiquidity and the risk that the use of options and futures could result in losses greater than if they had not been used.

Put and Call Option Risk — All Funds: The value of call options tends to increase or decrease in the same direction as the price change of the securities underlying them, and the value of put options tends to increase or decrease in the opposite direction as the price change of the securities underlying them. However, because these options can be purchased for a fraction of the cost of the underlying securities, their price changes can be very large in relation to the amount invested in them. This means that options are volatile investments. As a result, options are riskier investments than the securities underlying them.

MORE INFORMATION ABOUT THE FUNDS' BENCHMARK INDEXES

The following information describes the various indexes referred to in the "Performance Information" sections of this Prospectus. An index measures the market price of a specific group of securities in a particular market or securities in a market sector. You cannot invest directly in an index. An index does not have an investment adviser and does not pay any commissions or expenses. If an index had expenses, its performance would be lower.

Russell 1000 Index measures the performance of the large cap segment of the U.S. equity universe. It is a subset of the Russell 3000 Index and includes approximately 1000 of the largest securities based on a combination of their market cap and current index membership. The Russell 1000 represents approximately 92% of the U.S. market. The Russell 1000 Index is constructed to provide a comprehensive and unbiased barometer for the large cap segment and is completely reconstituted

annually to ensure new and growing equities are reflected (Growth Fund, Balanced Growth Fund and Balanced Income Fund).

The Russell 3000 Index measures the performance of the largest 3000 U.S. companies representing approximately 98% of the investable U.S. equity market. The Russell 3000 Index is constructed to provide a comprehensive, unbiased and stable barometer of the broad market and is completely reconstituted annually to ensure new and growing equities are reflected.

Bloomberg Barclays U.S. Intermediate Aggregate Bond Index is an unmanaged index generally representative of intermediate investment grade government and corporate debt securities with maturities of 10 years or less (Income Fund, Balanced Growth Fund and Balanced Income Fund).

Blended 60% Russell 3000 Index/40% Bloomberg Barclays U.S. Intermediate Aggregate Bond Index is a composite composed of 60% Russell 3000 Index and 40% Bloomberg Barclays U.S. Intermediate Aggregate Bond Index (Balanced Growth Fund).

Blended 60% Russell 1000 Index/40% Bloomberg Barclays U.S. Intermediate Aggregate Bond Index is a composite composed of 60% Russell 1000 Index and 40% Bloomberg Barclays U.S. Intermediate Aggregate Bond Index (Balanced Growth Fund).

Blended 35% Russell 3000 Index/65% Bloomberg Barclays U.S. Intermediate Aggregate Bond Index is a composite composed of 35% Russell 3000 Index and 65% Bloomberg Barclays U.S. Intermediate Aggregate Bond Index (Balanced Income Fund).

Blended 35% Russell 1000 Index/65% Bloomberg Barclays U.S. Intermediate Aggregate Bond Index is a composite composed of 35% Russell 1000 Index and 65% Bloomberg Barclays U.S. Intermediate Aggregate Bond Index (Balanced Income Fund).

INVESTMENT ADVISER

SEI Investments Management Corporation, a Securities and Exchange Commission (“SEC”) registered investment adviser located at One Freedom Valley Drive, Oaks, Pennsylvania 19456, serves as the investment adviser to the Funds. As of June 30, 2019, SIMC had approximately \$190.83 billion in assets under management.

SIMC is responsible for periodically rebalancing the investments of the Balanced Growth and Balanced Income Funds between the Growth and Income Funds. The Growth and Income Funds are managed by SIMC and one or more sub-advisers (each a “Sub-Adviser” and together, the “Sub-Advisers”). SIMC acts as a “manager of managers” of the Growth and Income Funds and, subject to the oversight of the Board, is responsible for:

- researching and recommending to the Board, the hiring, termination and replacement of Sub-Advisers;
- allocating, on a continuous basis, assets of a Fund among the Sub-Advisers (to the extent a Fund has more than one sub-adviser);
- monitoring and evaluating each Sub-Adviser’s performance;
- overseeing the Sub-Advisers to ensure compliance with the Funds’ investment objectives, policies and restrictions; and
- monitoring each Sub-Adviser’s adherence to its investment style.

SIMC acts as manager of managers for the Growth and Income Funds pursuant to an exemptive order obtained from the SEC. The exemptive order permits SIMC, with the approval of the Board, to retain unaffiliated sub-advisers for the Funds without submitting the sub-advisory agreements to a vote of the applicable Fund's shareholders. Among other things, the exemptive order permits the non-disclosure of amounts payable by SIMC under a particular sub-advisory agreement, but instead requires SIMC to disclose the aggregate amount of sub-advisory fees paid by SIMC with respect to each Fund. As a manager of managers, SIMC is ultimately responsible for the investment performance of the Growth and Income Funds. The Board supervises SIMC and the Sub-Advisers and establishes policies that they must follow in their management activities.

SIMC sources, analyzes, selects and monitors a wide array of Sub-Advisers across multiple asset classes. Differentiating manager skill from market-generated returns is one of SIMC's primary objectives, as it seeks to identify Sub-Advisers that can deliver attractive investment results. SIMC believes that a full assessment of qualitative as well as quantitative factors is required to identify truly skilled managers. In carrying out this function, SIMC forms forward-looking expectations regarding how a Sub-Adviser will execute a given investment mandate; defines environments in which the strategy is likely to outperform or underperform; and seeks to identify the relevant factors behind a Sub-Adviser's performance. It also utilizes this analysis to identify catalysts that would lead SIMC to reevaluate its view of a Sub-Adviser.

SIMC then constructs a portfolio that seeks to maximize the risk-adjusted rate of return by finding a proper level of diversification between sources of excess return (at an asset class level) and the investment managers implementing them. The allocation to a given investment manager is based on SIMC's analysis of the manager's particular array of alpha sources, the current macroeconomic environment, expectations about the future macroeconomic environment, and the level of risk inherent in a particular manager's investment strategy. SIMC measures and allocates to Sub-Advisers based on risk allocations in an attempt to ensure that one manager does not dominate the risk of a multi-manager, multi-return-source fund.

The following portfolio managers are primarily responsible for the management and oversight of the Funds, as described above.

Portfolio Managers

Richard A. Bamford serves as a Portfolio Manager for the Income Fund and Balanced Income Fund. Mr. Bamford serves as a Portfolio Manager for the Fixed Income Team within SIMC's Investment Management Unit. Mr. Bamford is responsible for investment grade debt and municipal bond portfolios. Mr. Bamford's duties include manager analysis and selection, strategy development and enhancement as well as investment research. Mr. Bamford has over 20 years of investment experience in investment management. Prior to joining SEI in 1999, Mr. Bamford worked as a Municipal Credit Analyst for Vanguard. Mr. Bamford received a Bachelor of Science in Economics/Finance and Accounting from the University of Scranton and an M.B.A. with a concentration in Finance from St. Joseph's University.

Erin Garrett serves as a Portfolio Manager for the Income Fund and Balanced Income Fund. Ms. Garrett serves as an Assistant Portfolio Manager for the SEI US Investment Grade fixed income strategies within SIMC's Investment Management Unit. Ms. Garrett is responsible for the selection of fund sub-advisors and the allocations among these managers to optimize diversification of style and alpha source within SEI's fixed income funds. In her preceding role, Ms. Garrett was an Analyst on the Global Fixed Income team responsible for in-depth due diligence on existing and prospective investment managers for SEI's

US fixed-income portfolios. Ms. Garrett earned a Bachelor of Science in Business Administration/Finance and her M.B.A. with concentrations in Strategic Management and International Business, where she graduated magna cum laude, from the Villanova University School of Business. Ms. Garrett is the former President of SEI's Women's Network and currently serves on the SEI Corporate Innovation team.

David L. Hintz, CFA serves as a Portfolio Manager for the Growth Fund and Balanced Growth Fund. In this role, Mr. Hintz is responsible for the management of the portfolios, capital market research, ongoing evaluation and allocation of equity managers and capital for the SEI funds. Prior to joining SEI, Mr. Hintz worked at Russell Investments as a Portfolio Manager and previously as the Head of US Equity and a Research Analyst. Mr. Hintz received his Bachelor of Science from Walla Walla University and his M.B.A. from Pacific Lutheran University. Mr. Hintz is a CFA charterholder from the CFA Institute.

The SAI provides additional information about the portfolio managers' compensation, other accounts they manage and their ownership, if any, of the Fund shares.

Advisory Fees

The Balanced Growth and Balanced Income Funds do not pay an advisory fee. For its services during the fiscal year ended June 30, 2019, SIMC received investment advisory fees, as a percentage of each Fund's average daily net assets, at the following annual rates:

	Investment Advisory Fees	Investment Advisory Fees After Fee Waivers
Growth Fund	0.62%	0.38%
Income Fund	0.42%	0.27%

In addition, in connection with the change in the Growth Fund's principal investment strategy, for its services during the current fiscal year, SIMC is expected to receive investment advisory fees, as a percentage of the Growth Fund's average daily net assets, at the following annual rates:

	Investment Advisory Fees	Investment Advisory Fees After Fee Waivers
Growth Fund	0.47%	0.23%

A discussion regarding the basis for the Board's approval of the Funds' investment advisory and sub-advisory agreements is available in the Funds' annual report dated June 30, 2019, which covers the period July 1, 2018 through June 30, 2019.

The Trust has claimed, on behalf of the Funds and in reliance on relevant rules, regulations and no-action relief, an exclusion from the definition of the term "commodity pool operator" under the Commodities Exchange Act ("CEA"). The Trust and the Funds are therefore not subject to registration or regulation as a pool operator under the CEA. SIMC has registered with the National Futures Association as a "commodity pool operator" under the CEA with respect to certain products not included in this Prospectus.

Information About Fee Waivers

The Funds' actual total annual Fund operating expenses for the most recent fiscal year were less than the amounts shown in the Annual Fund Operating Expenses tables in the Fund Summary sections

because SIMC, the Funds' administrator and/or the Funds' distributor voluntarily waived and/or reimbursed a portion of their fees in order to keep total direct annual Fund operating expenses (exclusive of interest from borrowings, brokerage commissions, Trustee fees, taxes and extraordinary expenses not incurred in the ordinary course of the Funds' business) at a specified level. The voluntary waivers of SIMC, the Funds' administrator and/or the Funds' distributor are limited to the Funds' direct operating expenses and, therefore, do not apply to indirect expenses incurred by the Funds, such as acquired fund fees and expenses ("AFFE"). SIMC, the Funds' administrator and/or the Funds' distributor may discontinue all or part of these waivers and/or reimbursements at any time. With these fee waivers, the Funds' actual total annual Fund operating expenses for the most recent fiscal year were as follows:

Fund Name	Total Annual Fund Operating Expenses (before voluntary fee waivers)	Total Annual Fund Operating Expenses (after voluntary fee waivers)	Total Annual Fund Operating Expenses (after fee waivers, excluding AFFE, if applicable)*
Growth Fund	1.12%	0.85%	0.85%
Income Fund	0.95%	0.80%	0.80%
Balanced Growth Fund	1.03%	0.95%	0.13%
Balanced Income Fund	1.01%	0.96%	0.15%

* AFFE reflect the estimated amount of fees and expenses that were incurred indirectly by the Funds through their investments in other investment companies during the most recent fiscal year.

As a result of the change in the Growth Fund's principal investment strategy, the Growth, Balanced Growth and Balanced Income Funds' actual total annual Fund operating expenses for the current fiscal year are expected to differ from those of the prior year. Accordingly, the fees voluntarily waived by SIMC, the Funds' administrator and/or the Funds' distributor will also differ to keep total direct annual Fund operating expenses (exclusive of interest from borrowings, brokerage commissions, trustee fees, taxes and extraordinary expenses not incurred in the ordinary course of the Funds' business) at the level specified in the table below. The voluntary waivers of SIMC, the Funds' administrator and/or the Funds' distributor are limited to the Funds' direct operating expenses and therefore do not apply to indirect expenses incurred by the Funds, such as AFFE, if any. The Funds' adviser, the Funds' administrator and/or the Funds' distributor may discontinue all or part of these waivers at any time. With these fee waivers, the Growth, Balanced Growth and Balanced Income Funds' actual total annual Fund operating expenses for the current fiscal year are expected to be as follows:

Fund Name	Expected Total Annual Fund Operating Expenses (before voluntary fee waivers)	Expected Total Annual Fund Operating Expenses (after voluntary fee waivers)	Expected Total Annual Fund Operating Expenses (after fee waivers, excluding AFFE, if applicable)*
Growth Fund	0.97%	0.72%	0.72%
Balanced Growth Fund	0.95%	0.87%	0.13%
Balanced Income Fund	0.97%	0.92%	0.15%

* AFFE reflect the estimated amount of fees and expenses that were incurred indirectly by the Fund through its investments in other investment companies during the most recent fiscal year.

SUB-ADVISERS

Each Sub-Adviser makes investment decisions for the assets it manages and continuously reviews, supervises and administers its investment program. Each Sub-Adviser must also operate within the applicable Fund's investment objective, restrictions and policies, and within specific guidelines and instructions established by SIMC from time to time. Each Sub-Adviser is responsible for managing only the portion of the applicable Fund allocated to it by SIMC, and Sub-Advisers may not consult with each other concerning transactions for a Fund. SIMC pays the Sub-Advisers out of the investment advisory fees it receives (as described above).

Sub-Advisers and Portfolio Managers

Growth Fund

Parametric Portfolio Associates LLC: Parametric, headquartered at 800 Fifth Ave, Suite 2800, Seattle, Washington 98104, serves as a Sub-Adviser to the Growth Fund. A team of investment professionals at Parametric, led by Thomas Seto, Head of Investment Management, and Paul Bouchey, Chief Investment Officer, manages the portion of the Growth Fund's assets allocated to Parametric. Messrs. Seto and Bouchey have been with Parametric since 1998 and 2006, respectively.

Income Fund

Income Research & Management: Income Research & Management ("IR+M"), located at 100 Federal Street, 30th Floor, Boston, Massachusetts 02110, serves as a Sub-Adviser to the Income Fund. A team of investment professionals manages the portion of the Income Fund's assets allocated to IR+M. The team consists of Bill O'Malley, CFA, Managing Principal, Senior Portfolio Manager and Director of Investment Team, Ed Ingalls, CFA, Principal and Senior Portfolio Manager, and Jim Gubitosi, CFA, Principal and Senior Portfolio Manager. Messrs. O'Malley, Ingalls and Gubitosi joined IR+M in September 1994, February 2000, and March 2007, respectively. Messrs. O'Malley and Ingalls have been in their current roles since joining IR+M, while Mr. Gubitosi has previously been an Analyst and Portfolio Manager at IR+M.

Western Asset Management Company: Western Asset Management Company ("Western Asset"), located at 385 East Colorado Boulevard, Pasadena, California 91101, serves as a Sub-Adviser to the Income Fund. A team of investment professionals led by S. Kenneth Leech, Chief Investment Officer and Portfolio Managers, Julien Scholnick, CFA, John L. Bellows, Ph.D., CFA, Mark S. Lindbloom, and Frederick R. Marki, CFA, manages the portion of the Income Fund's assets allocated to Western Asset. Mr. Leech joined Western Asset companies in 1990 and has 42 years of industry experience. Mr. Scholnick joined the firm in 2003 and has 22 years of industry experience. Mr. Bellows joined the firm in 2012 and has 10 years of industry experience. Mr. Lindbloom joined the firm in 2005 and has 41 years of industry experience. Mr. Marki joined the firm in 2005 and has 36 years of industry experience.

Western Asset Management Company Limited: Western Asset Management Company Limited ("Western Asset Limited"), located at 10 Exchange Square, Primrose Street, London EC2A 2EN, United Kingdom, serves as a Sub-Adviser to the Income Fund. S. Kenneth Leech, Chief Investment Officer and Portfolio Manager, manages the portion of the Income Fund's assets allocated to Western Asset Limited. Mr. Leech joined Western Asset companies in 1990 and has 42 years of industry experience.

The SAI provides additional information about the portfolio managers' compensation, other accounts they manage and their ownership, if any, of the Fund shares.

PURCHASING, EXCHANGING AND SELLING FUND SHARES

This section tells you how to purchase, exchange and sell (sometimes called "redeem") shares of the Funds.

HOW TO PURCHASE FUND SHARES

If you need assistance in opening a New Covenant Funds account, call to speak with a shareholder service representative at 877-835-4531. You may also visit <http://www.newcovenantfunds.com/Home/Contact> to email your question(s) to the Funds. The Funds are also available through approved selling agents or brokers. If your broker does not offer the Funds, please contact the Funds directly, or have your broker contact the Funds.

Purchase Amounts

All checks must be in U.S. dollars. The check may be drawn on a domestic bank account or from an existing account at a major brokerage firm registered identically to the Fund account. The Funds will not accept payment in cash or money orders. To prevent check fraud, the Funds will not accept third party checks (except checks issued by the Presbyterian Church (U.S.A.) Foundation), Treasury checks, credit card checks, traveler's checks or starter checks for the purchase of shares. The Funds are unable to accept postdated checks or any conditional order or payment.

The Transfer Agent (as defined below) will charge a \$25 fee against a shareholder's account, in addition to any loss sustained by the Funds, for any payment that is returned. It is the policy of the Funds not to accept applications under certain circumstances or in amounts considered disadvantageous to shareholders. The Funds reserve the right to reject any application.

Minimum Investments	To Open Your Account	To Add to Your Account	Automatic Investment Plan
All Accounts	\$500	\$100	\$50

Instructions for Opening or Adding to an Account

By Regular Mail

Initial Investment:

- Carefully read and complete the account application form (also available at www.NewCovenantFunds.com). Establishing your account privileges now saves you the inconvenience of having to add them later.
- Make check payable to New Covenant Funds and indicate the Fund in which you wish to invest.
- Mail to: New Covenant Funds,
U.S. Bank Global Fund Services,
P.O. Box 701, Milwaukee, WI 53201-0701.

Subsequent Investment:

1. Fill out an investment slip attached to your account statement and write your account number on your check. Or, if unavailable,
2. Include the following information on a piece of paper:
 - New Covenant Funds/Fund name;
 - Amount invested; Account name; and
 - Account number.

Include your account number on your check.

3. Mail to: New Covenant Funds,
U.S. Bank Global Fund Services,
P.O. Box 701, Milwaukee, WI 53201-0701.

By Overnight Service

See instructions 1-2 above for subsequent investments.

3. Send to: New Covenant Funds,
U.S. Bank Global Fund Services,
615 East Michigan Street, 3rd floor,
Milwaukee, WI 53202.

The Funds do not consider the U.S. Postal Service or other independent delivery services to be their agents. Therefore, deposit in the mail or with such services, or receipt at U.S. Bank Global Fund Services post office box, of purchase orders does not constitute receipt by the Transfer Agent.

Telephone and Electronic Purchases

You may purchase additional shares of a Fund by calling 877-835-4531. If you elected this option on your account application and your account has been open for at least 7 business days, telephone orders will be accepted via electronic funds transfer from your bank account through the Automated Clearing House (“ACH”) network. You must have banking information established on your account prior to making a purchase. If your order is received prior to 4:00 p.m., Eastern Time, your shares will be purchased at the net asset value (“NAV”) calculated on the day your order is placed. Once you place a telephone transaction request, it cannot be canceled or modified after the close of regular trading on the NYSE (generally, 4:00 p.m., Eastern time).

By Wire Transfer

To purchase by wire, the Transfer Agent must have a completed account application before your wire is sent. A purchase order will not be accepted until a Fund has received the completed application and any requested documentation in good order. Wired funds must be received by 4:00 p.m., Eastern Time to be eligible for same day pricing. Call the Transfer Agent at 877-835-4531 between 8:00 a.m. and 7:00 p.m., Eastern Time on any day the New York Stock Exchange is open for business to advise of your intent to wire. Advising the Transfer Agent of your intent to wire, both for a new account and a subsequent investment will ensure prompt and accurate credit. The Funds and U.S. Bank N.A. are not

responsible for the consequences of delays resulting from the banking or Federal Reserve wire system, or from incomplete wiring instructions. Your bank should transmit funds by wire to:

U.S. Bank, N.A.
777 East Wisconsin Avenue
Milwaukee, WI 53202
ABA #075000022
Credit:
U.S. Bank Global Fund Services
Account #112-952-137
Further Credit:
(name of Fund to be purchased)
(shareholder registration)
(shareholder account number)

By Automatic Investment

- With an initial investment, indicate on your application that you would like to participate in the Automatic Investment Plan and complete the appropriate section on the application.
- Subsequent investments will be drawn from your bank account and invested into the Fund(s) automatically.

Purchase Price

You pay no sales charge to invest in any of the Funds. Shares of the Funds are sold at the NAV per share next determined after receipt of the order by the Funds' transfer agent, U.S. Bank Global Fund Services (the "Transfer Agent"). The NAV multiplied by the number of Fund shares you own equals the value of your investment.

Pricing of Fund Shares

Each Fund calculates its NAV per share once each business day at the close of normal trading on the New York Stock Exchange (normally, 4:00 p.m. Eastern Time). NAV for one Fund share is the value of that share's portion of the net assets of the Fund. In calculating NAV, the Funds generally value their investment portfolios at market price. Each Fund's daily NAV is available at www.NewCovenantFunds.com.

When valuing portfolio securities, the Funds value securities listed on a securities exchange, market or automated quotation system for which quotations are readily available (other than securities traded on National Association of Securities Dealers Automated Quotations ("NASDAQ") or as otherwise noted below) at the last quoted sale price on the primary exchange or market (foreign or domestic) on which the securities are traded or, if there is no such reported sale, at the most recent quoted bid price. The Funds value securities traded on NASDAQ at the NASDAQ Official Closing Price. If available, debt securities, swaps (which are not centrally cleared), bank loans or collateralized debt obligations (including collateralized loan obligations), such as those held by the Funds, are priced based upon valuations provided by independent, third-party pricing agents. Such values generally reflect the last reported sales price if the security is actively traded. The third-party pricing agents may also value debt securities at an evaluated bid price by employing methodologies that utilize actual market transactions, broker-supplied valuations or other methodologies designed to identify the market value for such

securities. Redeemable securities issued by open-end investment companies are valued at the investment company's applicable NAV per share, with the exception of exchange-traded funds, which are priced as equity securities. These open-end investment companies' shares are offered in separate prospectuses, each of which describes the process by which the applicable investment company's NAV is determined. The prices of foreign securities are reported in local currency and converted to U.S. dollars using currency exchange rates. If a security's price cannot be obtained, as noted above, a Fund will value the securities using a bid price from at least one independent broker. If such prices are not readily available, are determined to be unreliable or cannot be valued using the methodologies described above, a Fund will value the security using the Funds' Fair Value Pricing Policies and Procedures ("Fair Value Procedures"), as described below.

On the first day a new debt security purchase is recorded, if a price is not available from a third-party pricing agent or an independent broker, the security may be valued at its purchase price. Each day thereafter, the debt security will be valued according to the Fair Value Procedures until an independent source can be secured. Securities held by the Funds with remaining maturities of 60 days or less will be valued by the amortized cost method, which involves valuing a security at its cost on the date of purchase and thereafter (absent unusual circumstances) assuming a constant amortization to maturity of any discount or premium, regardless of the impact of fluctuations in general market rates of interest on the value of the instrument. Although this method provides certainty in valuation, it may result in periods during which value, as determined by this method, is higher or lower than the price a Fund would receive if it sold the instrument, and the value of securities in the Fund can be expected to vary inversely with changes in prevailing interest rates. Should existing credit, liquidity or interest rate conditions in the relevant markets and issuer-specific circumstances suggest that amortized cost does not approximate fair value, then the amortized cost method may not be used.

Options are valued at the last quoted sales price. If there is no such reported sale on the valuation date, long positions are valued at the most recent bid price, and short positions are valued at the most recent ask price.

Futures and swaps cleared through a central clearing house (centrally cleared swaps) are valued at the settlement price established each day by the board of exchange on which they are traded. The daily settlement prices for financial futures and centrally cleared swaps are provided by an independent source. On days when there is excessive volume, market volatility or the future or centrally cleared swap does not end trading by the time a Fund calculates its NAV, the settlement price may not be available at the time at which a Fund calculates its NAV. On such days, the best available price (which is typically the last sales price) may be used to value a Fund's futures or centrally cleared swaps position.

Prices for most securities held by the Funds are provided daily by third-party independent pricing agents. SIMC or a Sub-Adviser, as applicable, reasonably believes that prices provided by independent pricing agents are reliable. However, there can be no assurance that such pricing services' prices will be reliable. SIMC or a Sub-Adviser, as applicable, will continuously monitor the reliability of prices obtained from any pricing service and shall promptly notify the Funds' administrator if it believes that a particular pricing service is no longer a reliable source of prices. The Funds' administrator, in turn, will notify the Fair Value Pricing Committee (the "Committee") if it receives such notification from SIMC or a Sub-Adviser, as applicable, or if the Funds' administrator reasonably believes that a particular pricing service is no longer a reliable source for prices.

The Fair Value Procedures provide that any change in a primary pricing agent or a pricing methodology requires prior approval by the Board or its designated committee. However, when the change would not materially affect valuation of a Fund's net assets or involve a material departure in pricing methodology from that of the Fund's existing pricing agent or pricing methodology, ratification may be obtained at the next regularly scheduled meeting of the Board.

Securities for which market prices are not "readily available" are valued in accordance with the Fair Value Procedures. The Fair Value Procedures are implemented through the Committee designated by the Board. The Committee is currently composed of one member of the Board, as well as representatives from SIMC and its affiliates.

Some of the more common reasons that may necessitate that a security be valued using Fair Value Procedures include: (i) the security's trading has been halted or suspended; (ii) the security has been delisted from a national exchange; (iii) the security's primary trading market is temporarily closed at a time when, under normal conditions, it would be open; or (iv) the security's primary pricing source is not able or willing to provide a price. When a security is valued in accordance with the Fair Value Procedures, the Committee will determine the value after taking into consideration relevant information reasonably available to the Committee. Examples of factors the Committee may consider include: (i) the facts giving rise to the need to fair value; (ii) the last trade price; (iii) the performance of the market or the issuer's industry; (iv) the liquidity of the security; (v) the size of the holding in a Fund; or (vi) any other appropriate information.

The determination of a security's fair value price often involves the consideration of a number of subjective factors and is therefore subject to the unavoidable risk that the value assigned to a security may be higher or lower than the security's value would be if a reliable market quotation for the security was readily available.

For securities that principally trade on a foreign market or exchange, a significant gap in time can exist between the time of a particular security's last trade and the time at which a Fund calculates its NAV. The closing prices of such securities may no longer reflect their market value at the time a Fund calculates NAV if an event that could materially affect the value of those securities (a "Significant Event"), including substantial fluctuations in domestic or foreign markets or occurrences not tied directly to the securities markets, such as natural disasters, armed conflicts or significant governmental actions, has occurred between the time of the security's last close and the time that the Fund calculates NAV. The Funds may invest in securities that are primarily listed on foreign exchanges that trade on weekends or other days when the Funds do not price their shares. As a result, the NAV of a Fund's shares may change on days when shareholders will not be able to purchase or redeem Fund shares.

A Significant Event may relate to a single issuer or to an entire market sector. If SIMC or a Sub-Adviser becomes aware of a Significant Event that has occurred with respect to a security or group of securities after the closing of the exchange or market on which the security or securities principally trade, but before the time at which the Funds calculate NAV, it may request that a Committee meeting be called. In addition, with respect to certain securities, the Funds' administrator performs price comparisons and price movement review (among other processes), to monitor the pricing data supplied by various sources. Any identified discrepancies are researched and subject to the procedures described above.

Frequent Purchases and Redemptions of Fund Shares

“Market timing” refers to a pattern of frequent purchases and sales of a Fund’s shares, often with the intent of earning arbitrage profits. Market timing of the Funds could harm other shareholders in various ways, including by diluting the value of the shareholders’ holdings, increasing Fund transaction costs, disrupting portfolio management strategy, causing the Funds to incur unwanted taxable gains and forcing the Funds to hold excess levels of cash.

Each Fund is intended to be a long-term investment vehicle and is not designed for investors that engage in short-term trading activity (*i.e.*, a purchase of Fund shares followed shortly thereafter by a redemption of such shares, or vice versa, in an effort to take advantage of short-term market movements). Accordingly, the Board has adopted policies and procedures on behalf of the Funds to deter short-term trading. The Transfer Agent will monitor trades in an effort to detect short-term trading activities. If, as a result of this monitoring, a Fund determines, in its sole discretion, that a shareholder has engaged in excessive short-term trading, it will refuse to process future purchases or exchanges into the Fund from that shareholder’s account.

A shareholder will be considered to be engaging in excessive short-term trading in a Fund in the following circumstances:

- i. if the shareholder conducts four or more “round trips” in a Fund in any twelve-month period. A round trip involves the purchase of shares of a Fund and the subsequent redemption of all or most of those shares. An exchange into and back out of a Fund in this manner is also considered a round trip.
- ii. if a Fund determines, in its sole discretion, that a shareholder’s trading activity constitutes excessive short-term trading, regardless of whether such shareholder exceeds the foregoing round trip threshold.

Each Fund, in its sole discretion, also reserves the right to reject any purchase request (including exchange requests) for any reason without notice.

Judgments with respect to implementation of the Funds’ policies are made uniformly and in good faith in a manner that the Funds believe are consistent with the best long-term interests of shareholders. When applying the Funds’ policies, the Funds may consider (to the extent reasonably available) an investor’s trading history in all New Covenant and SEI funds, as well as trading in accounts under common ownership, influence or control and any other information available to the Funds.

The Funds’ monitoring techniques are intended to identify and deter short-term trading in the Funds. However, despite the existence of these monitoring techniques, it is possible that short-term trading may occur in the Funds without being identified. For example, certain investors seeking to engage in short-term trading may be adept at taking steps to hide their identity or activity from the Funds’ monitoring techniques. Operational or technical limitations may also limit the Funds’ ability to identify short-term trading activity.

The Funds and/or their service providers have entered into agreements with financial intermediaries that require them to provide the Funds and/or their service providers with certain shareholder transaction information to enable the Funds and/or their service providers to review the trading activity in the omnibus accounts maintained by financial intermediaries. The Funds may also delegate trade

monitoring to the financial intermediaries. If excessive trading is identified in an omnibus account, a Fund will work with the financial intermediary to prohibit the shareholder from future purchases or exchanges into the Fund.

Each Fund may be sold to participant-directed employee benefit plans. The Funds' ability to monitor or restrict trading activity by individual participants in a plan may be constrained by regulatory restrictions or plan policies. In such circumstances, the Funds will take such action, which may include taking no action, as deemed appropriate in light of all the facts and circumstances.

The Funds may amend these policies and procedures in response to changing regulatory requirements or to enhance the effectiveness of the program.

Timing of Purchase Requests

All requests received in "good order" by the Transfer Agent before the close of the New York Stock Exchange will be executed the same day, at that day's closing share price. "Good order" means that your request contains the Fund name in which you are investing, your account number, and your payment. Shares of the Funds are sold at the NAV per share next determined after receipt of your order by the Transfer Agent. Orders received after the close of the New York Stock Exchange will be executed the following business day, at that day's closing share price. All investments must be in U.S. dollars. Shares will not be priced and are not available for purchase or sale on days when the New York Stock Exchange is closed. However, to the extent that a Fund's investments are traded in markets that are open when the New York Stock Exchange is closed, the value of the Fund's investments may change on days when shares cannot be purchased or redeemed. If the New York Stock Exchange closes early, the deadlines for purchase orders will be accelerated to the earlier closing time.

Stock Exchange Closings

The New York Stock Exchange is closed for trading on the following holidays: New Year's Day, Martin Luther King, Jr. Day, Washington's Birthday/Presidents' Day, Good Friday, Memorial Day, Independence Day, Labor Day, Thanksgiving Day and Christmas Day, as observed.

Rights Reserved by the Funds

The Funds reserve the right to:

- reject any purchase order;
- reject any exchange request (associated with a purchase order);
- vary the initial and subsequent investment minimums;
- waive the minimum investment requirement for any investor;
- redeem shares in any account that falls below required account minimums and return the proceeds to the shareholder.

The Funds will automatically redeem shares if a purchase check is returned for insufficient funds. The Funds reserve the right to reject any third party check. However, third party checks issued by the Presbyterian Church (U.S.A.) Foundation may be accepted. The Funds may change or discontinue the exchange privilege, or temporarily suspend this privilege during unusual market conditions.

Third Party Investments

If you invest through a third party (rather than directly), the policies and fees may be different than those described here. Banks, brokers and financial advisers may charge transaction fees and set different minimum investments or limitations on buying or selling shares. You will not be charged fees if you purchase shares of the Funds through a registered representative of the Funds or the Funds directly.

Foreign Investors

The Funds do not generally accept investments by non-U.S. persons. Non-U.S. persons may be permitted to invest in a Fund subject to the satisfaction of enhanced due diligence.

Customer Identification and Verification and Anti-Money Laundering Program

Federal law requires all financial institutions to obtain, verify and record information that identifies each customer who opens an account. When you open your account, you will have to provide your name, address, date of birth, identification number and other information that will allow a Fund or financial intermediary to identify you. If you are opening the account in the name of a legal entity (e.g., partnership, limited liability company, business trust, corporation, etc.), you must also supply the identity of the beneficial owners. Mailing addresses containing only a P. O. Box will not be accepted. This information is subject to verification by the Fund or financial intermediary to ensure the identity of all persons opening an account.

Each Fund or financial intermediary is required by law to reject your new account application if the required identifying information is not provided. The Fund or financial intermediary may contact you in an attempt to collect any missing information required on the application, and your application may be rejected if they are unable to obtain this information. In certain instances, the Fund or financial intermediary may be required to collect documents to establish and verify your identity.

Each Fund will accept investments and your order will be processed at the NAV next determined after receipt of your application in good order (which includes receipt of all identifying information required on the application). The Funds, however, reserve the right to close and/or liquidate your account at the then-current day's price if the Funds or financial intermediary through which you open your account are unable to verify your identity. As a result, you may be subject to a gain or loss on Fund shares as well as corresponding tax consequences.

Customer identification and verification are part of the Funds' overall obligation to deter money laundering under federal law. The Funds have adopted an Anti-Money Laundering Compliance Program designed to prevent the Funds from being used for money laundering or the financing of terrorist activities. In this regard, the Funds reserve the right to: (i) refuse, cancel or rescind any purchase or exchange order; (ii) freeze any account and/or suspend account services; or (iii) involuntarily close your account in cases of threatening conduct or suspected fraudulent or illegal activity. These actions will be taken when, in the sole discretion of Fund management, they are deemed to be in the best interest of a Fund or in cases when a Fund is requested or compelled to do so by governmental or law enforcement authority. If your account is closed at the request of governmental or law enforcement authority, you may not receive proceeds of the redemption if a Fund is required to withhold such proceeds.

HOW TO EXCHANGE OR TRANSFER YOUR FUND SHARES

Exchange Privilege

You may exchange shares of one of the Funds for shares in an identically registered account in another Fund at NAV without payment of any fee or charge. You can do this by contacting the Transfer Agent, in writing or by telephone or by visiting the Funds' website at www.NewCovenantFunds.com. You may also exchange your shares into the Federated Treasury Obligations Fund, which is an unaffiliated, separately managed, money market mutual fund. This exchange privilege is offered as a convenience to you. For an exchange into the Federated Treasury Obligations Fund, you must first receive that Fund's prospectus. The exchange privilege must also be selected on your account application form.

No fee or charge will apply for exchanges, but shareholders who are not tax-exempt organizations should know that an exchange is considered a sale of shares of one Fund and the purchase of shares of another Fund. The exchange may result in a gain or loss for federal income tax purposes. If you wish to use the exchange privilege, you may elect the service on your account application or by a letter of instruction. The exchange privilege is subject to amendment or termination at any time upon 60 days' prior notice.

If the Transfer Agent receives your exchange instructions in good order in writing, by telephone (call 877-835-4531) or through the Funds' website by the valuation time on any business day, your exchange will be processed on that day.

For an exchange request to be in good order, it must include:

- your name exactly as it appears on your account;
- your account number;
- the amount to be exchanged;
- the names of the Funds from which and to which the exchange is to be made; and
- the signature(s) of the account owner(s).

Transfer of Ownership

You may transfer Fund shares or change the name or form in which your shares are registered by writing to the Transfer Agent. Your letter of instruction must clearly identify the account number, name(s) and number of shares to be transferred, and provide a certified tax identification number by way of a completed new account application or W-9 form, and include the signature(s) of all registered owners. The signature(s) on the transfer instructions must be guaranteed.

HOW TO SELL YOUR FUND SHARES

Instructions for Selling Fund Shares

By Mail

1. Call 877-835-4531 to request redemption forms or write a letter of instruction indicating:
 - your Fund and account number;

- amount you wish to redeem;
- address where your check should be sent; if your redemption request directs the check to an alternate address, a signature guarantee stamp is required; and
- account owner signature(s) with signature guarantees, if necessary (see “Signature Guarantees” section).

2. Mail to: New Covenant Funds,
c/o U.S. Bank Global Fund Services
P.O. Box 701, Milwaukee, WI 53201-0701.

By Overnight Service

1. See instruction 1 above.
2. Send to New Covenant Funds,
c/o U.S. Bank Global Fund Services
615 East Michigan Street, 3rd floor,
Milwaukee, WI 53202.

The Funds do not consider the U.S. Postal Service or other independent delivery services to be their agents. Therefore, deposit in the mail or with such services, or receipt at the U.S. Bank Global Fund Services, LLC post office box, of redemption requests does not constitute receipt by the Transfer Agent.

Shareholders who have an IRA or other retirement plan must indicate on their written redemption request whether or not to withhold federal income tax. Redemption requests failing to indicate an election not to have tax withheld will generally be subject to 10% withholding.

By Telephone (If you have accepted telephone sales privileges)

Call 877-835-4531 with instructions as to how you wish to receive your proceeds (mail, wire, electronic transfer). If reasonable procedures are followed, neither the Funds nor their Transfer Agent will be liable for any loss, cost or expense for acting upon telephone instructions believed to be genuine or for any unauthorized telephone transactions. Telephone trades must be received by market close. During periods of high market activity, shareholders may encounter higher than usual call waits. Please allow sufficient time to place your telephone transaction. Once your telephone transaction has been placed, it cannot be canceled or modified after the close of regular trading on the NYSE (generally, 4:00 p.m., Eastern time).

Shares held in IRA or other retirement plan accounts may be redeemed by telephone. Investors will be asked whether or not to withhold taxes from any distribution.

By Wire Transfer

You must indicate this option on your application. The Funds will charge a \$15 wire transfer fee for each wire transfer request. This fee is deducted from your proceeds in the event of a complete account liquidation or specific share redemption. Note: Your financial institution may also charge a separate fee.

Electronic Redemptions

If elected on your account application, you may have redemption proceeds sent directly to your bank account via electronic funds transfer through Automated Clearing House (ACH) network. There is no charge when proceeds are sent via the ACH system and credit is usually available within 2-3 days.

Redemptions Within 10 Business Days of Purchase by Check

When you have made an investment by check, the proceeds of your redemption may be held up to 10 business days, but no longer than 15 calendar days, until the Transfer Agent is satisfied that the check has cleared. This delay will not apply if you purchased your shares via wire payment.

Undeliverable Distribution Checks

For any shareholder who chooses to receive distributions in cash:

If distribution checks (1) are returned and marked as “undeliverable” or (2) remain uncashed for six months, your account will be changed automatically so that all future distributions are reinvested in your account. Checks that remain uncashed for six months will be canceled and the money reinvested in the appropriate Fund.

Your mutual fund account may be transferred to your state of residence if no activity occurs within your account during the “inactivity period” specified in your State’s abandoned property laws.

Timing of Sale Requests

All requests received in good order by the Transfer Agent before the close of the New York Stock Exchange, typically 4:00 p.m., Eastern Time, will be executed the same day at that day’s NAV. Requests received after the close of the New York Stock Exchange will be executed the following business day, at that day’s NAV. Redemption orders are executed only on days when the New York Stock Exchange is open for trading. If the New York Stock Exchange closes early, the deadline for redemption orders will be accelerated to the earlier closing time.

Signature Guarantees

A signature guarantee is a form of authentication, issued by a bank or other financial institution, which verifies the legitimacy of a shareholder signature and the shareholder’s overall request. We require a signature guarantee in certain circumstances where we believe it is in the shareholder’s best interest, as further described below.

Signature guarantees will generally be accepted from domestic banks, brokers, dealers, credit unions, national securities exchanges, registered securities associations, clearing agencies and savings associations, as well as from participants in the New York Stock Exchange Medallion Signature Program and the Securities Transfer Agents Medallion Program. A notary public is not an acceptable signature guarantor.

A signature guarantee is required to redeem shares in the following situations:

- When ownership is being changed on your account;
- When redemption proceeds are payable or sent to any person, address or bank account not on record;

- If a change of address was received by the Transfer Agent within the last 30 days; and
- For all redemptions over \$100,000 from any shareholder account.

In addition to the situations described above, the Funds and/or the Transfer Agent reserve the right to require a signature guarantee in other instances based on the circumstances relative to the particular situation.

Non-financial transactions, including establishing or modifying certain services on an account, may require a signature verification from a Signature Validation Program member or other acceptable form of authentication from a financial institution source.

Redemption Policies

Payment for redemptions of Fund shares is usually made within one business day, but not later than seven calendar days after receipt of your redemption request, unless the check used to purchase the shares has not yet cleared. The Trust may suspend the right of redemption or postpone the date of payment for more than seven days during any period when (1) trading on the New York Stock Exchange is restricted or the New York Stock Exchange is closed for other than customary weekends and holidays, (2) the SEC has by order permitted such suspension for the protection of the Funds' shareholders, or (3) an emergency exists making disposal of portfolio securities or valuation of net assets not reasonably practicable. In addition to the foregoing, the Trust reserves the right to suspend payment of a request for redemption for a period of up to 10 business days after receipt of a redemption request in good order (a) when it is not reasonably practicable for the Funds to fairly determine the true holder of any Fund's shares or (b) for the purpose of preserving the rights and interests of the true owner of the shares. The Transfer Agent, acting on behalf of a Fund and consistent with guidance from the SEC staff, may place a temporary hold on the payment of redemption proceeds from an account held directly with the Fund if the Transfer Agent reasonably believes that financial exploitation of a shareholder who is either over 65 years of age or who has an impairment that renders him/her unable to protect his/her interests has occurred, is occurring, has been attempted, or will be attempted.

Other Documents

Additional documents may be required when shares are registered in the name of a corporation, partnership, association, agent, fiduciary, trust, estate or other organization. For further information, call the Transfer Agent at 877-835-4531.

Methods Used to Meet Redemption Obligations

The Funds generally pay sale (redemption) proceeds in cash during normal market conditions. To the extent that a Fund does not have sufficient cash holdings for redemption proceeds, it will typically seek to generate such cash through the sale of portfolio assets. The Funds also operate an interfund lending program that enables a Fund to borrow from another Fund on a temporary basis, which, on a less regular basis, may be used to help a Fund satisfy redemptions. Under stressed or unusual conditions that make the payment of cash unwise (and for the protection of the Funds' remaining shareholders), the Funds might pay all or part of your redemption proceeds in liquid securities with a market value equal to the redemption price (redemption in kind). Although it is highly unlikely that your shares would ever be redeemed in kind, you would probably have to pay brokerage costs to sell the securities distributed to you, as well as taxes on any capital gains from the sale as with any redemption and you will bear the

investment risk of the distributed securities until the distributed securities are sold. These methods may be used during both normal and stressed market conditions.

Unclaimed Property

Each state has unclaimed property rules that generally provide for escheatment (or transfer) to the state of unclaimed property, including mutual fund shares, under various circumstances. Such circumstances include inactivity (*i.e.*, no owner-initiated contact for a certain period), returned mail (*i.e.*, when mail sent to a shareholder is returned by the post office, or “RPO,” as undeliverable), or a combination of both inactivity and returned mail. More information on unclaimed property and how to maintain an active account is available through your state.

If you are a resident of certain states, you may designate a representative to receive notice of the potential escheatment of your property. The designated representative would not have any rights to your shares. Please contact your financial intermediary for additional information.

DISTRIBUTION OF FUND SHARES

SEI Investments Distribution Co. (SIDCo.) is the distributor of the shares of the Funds.

The Funds are sold primarily through independent registered investment advisers, financial planners, bank trust departments and other financial advisors (Financial Advisors) who provide their clients with advice and services in connection with their investments in the Funds. Many Financial Advisors are also associated with broker-dealer firms. SIMC and its affiliates, at their expense, may pay compensation to these broker-dealers or other financial institutions for marketing, promotional or other services. These payments may be significant to these firms and may create an incentive for the firm or its associated Financial Advisors to recommend or offer shares of the Funds to its customers rather than other funds or investment products. These payments are made by SIMC and its affiliates out of their past profits or other available resources. SIMC and its affiliates may also provide other products and services to Financial Advisors. For additional information, please see the Funds’ SAI. You can also ask your Financial Advisor about any payments it receives from SIMC and its affiliates, as well as about fees it charges.

SERVICE OF FUND SHARES

The Growth and Income Funds have adopted a shareholder services plan and agreement (the Service Plan) that allows the Funds’ to pay service providers a fee in connection with the ongoing servicing of shareholder accounts at an annual rate of up to 0.10% of the average daily net assets of the Funds. The Service Plan provides that shareholder service fees will be paid to SIDCo. As further discussed in the SAI, SIDCo. uses the shareholder service fees to compensate New Covenant Trust Company, N.A. (NCTC) for shareholder services that NCTC provides to shareholder accounts pursuant to a shareholder service agreement. SIDCo. may be compensated under the Service Plan for processing dividend payments on behalf of Fund shareholders. Additionally, SIDCo. may use the shareholder service fees to compensate other financial intermediaries for providing shareholder services to shareholder accounts.

Shareholder Services

Telephone Information

— **Your Account:** If you have questions about the Funds or your account, including purchases, redemptions and distributions, call the Transfer Agent toll-free at 877-835-4531, between 8:00 a.m. and 7:00 p.m., Eastern Time, on business days.

Account Statements

The Funds provide you with these helpful services and information about your account:

- a statement after every transaction;
- an annual account statement reflecting all transactions for the year;
- tax information, which will be mailed by January 31 of each year, a copy of which will also be filed with the Internal Revenue Service (IRS) for taxable investors; and
- financial statements with a summary of portfolio composition and performance that will be mailed at least twice a year.

Account statements are also available online. Sign up for E-delivery through the Account Access link at www.NewCovenantFunds.com to receive e-mail notification when quarterly statements, a new prospectus, semi-annual or annual shareholder reports are available. The e-mails will provide you with a link to logon to your account via secure access to view your statement or other important information. You will continue to receive a paper copy of your statement in the mail unless you opt out of paper delivery.

Internet

You may obtain access to account information by visiting the Funds' website at www.NewCovenantFunds.com. The website provides share price and price change information for all the Funds and gives account balances and information on the most recent transactions and allows exchanges of shares.

Integrated Voice Response System

You may obtain access to account information by calling 877-835-4531. The system provides share price and price change information for all the Funds and gives account balances and information on the most recent transactions and allows exchanges of shares.

Account Minimum

You must keep at least \$500 worth of shares in your account to keep the account open. If, after giving you 30 days' prior written notice, your account value is still below \$500 as a result of redemption activity, and not market movement, we may redeem your shares and send you a check for the redemption proceeds.

Telephone Transactions

To use telephone purchase, redemption and exchange privileges, you must have selected these services on your original account application or submitted a subsequent request in writing to add these services to your account. The Funds and the Transfer Agent reserve the right to refuse any telephone

transaction when they are unable to confirm to their satisfaction that a caller is the account owner or a person preauthorized by the account owner. The Transfer Agent has established security procedures to prevent unauthorized account access. The telephone transaction privilege may be suspended, limited, modified or terminated at any time without prior notice by the Funds or the Transfer Agent. Neither the Trust nor any of its service providers will be liable for any loss or expense in acting upon telephone instructions that are reasonably believed to be genuine.

Telephone trades must be received by or prior to market close. During periods of high market activity, shareholders may encounter higher than usual call waits. Please allow sufficient time to place your telephone transaction.

Automatic Investment Plan

Once an account has been opened with a minimum investment of \$500, you can make additional purchases of shares of the Funds with the automatic withdrawal of monies from your bank account. Amounts may be withdrawn from your bank account on a monthly or quarterly basis in minimum amounts of \$50. Your financial institution must be a member of the ACH network. The Funds will deduct from your checking or savings account the cost of the shares. If your bank rejects your payment, the Fund's transfer agent will charge a \$25 fee to your account. To begin participating in the Plan, please complete the Automatic Investment Plan section on the account application or call the Fund's transfer agent at 1-877-835-4531 for instructions. Any request to change or terminate your Automatic Investment Plan should be submitted to the transfer agent 5 days prior to the effective date.

Systematic Withdrawal Plan

Once you have established an account with \$5,000 or more, you may automatically receive funds from your account on a monthly, quarterly or semi-annual basis (minimum of \$50). If you elect this method of redemption, the Fund will send a check to your address of record or will send the payment via electronic funds transfer through the ACH network directly to your bank account. For payment through the ACH network, your bank must be an ACH member and your bank account information must be maintained on your Fund account. This Program may be terminated at any time by the Fund. You may also elect to terminate your participation in this Plan at any time by contacting the Transfer Agent at least five days prior to the next scheduled withdrawal.

A withdrawal under the Plan involves a redemption of shares and may result in a gain or loss for federal income tax purposes. In addition, if the amount requested to be withdrawn exceeds the amount available in your account, which includes any dividends credited to your account, the account will ultimately be depleted. To request a form to start the Systematic Withdrawal Plan, call 877-835-4531 or visit the Funds' website, www.NewCovenantFunds.com.

Householding Policy

One copy of each prospectus, annual and semiannual report will be sent to all related accounts at a common address. Each document will be mailed to the registered address with the first line addressed to "New Covenant Fund Shareholder at".

By adopting the householding policy, we are responding to shareholder requests and will reduce printing and mailing expenses. If you prefer to receive copies for each account, you must call us at 877-835-4531 during business hours (9:00 a.m. to 8:00 p.m. Eastern Time). All requests will be processed within 30 days.

Sign up for E-delivery through the Account Access link at www.NewCovenantFunds.com to receive e-mail notification when quarterly statements are available. The e-mails will provide you with a link to logon to your account via secure access to view your statement or other important information. You will continue to receive a paper copy of your statement in the mail unless you opt out of paper delivery.

DISCLOSURE OF PORTFOLIO HOLDINGS INFORMATION

A description of the Funds' policies and procedures with respect to the disclosure of the Funds' portfolio securities is available in the SAI.

DIVIDENDS, DISTRIBUTIONS AND TAXES

Dividends and Distributions

The Funds pass along to your account your share of investment earnings in the form of dividends and distributions. Fund dividends are the net interest and dividends earned on investments after Fund expenses. The Funds will at least annually declare and pay dividends from their net investment income and distribute any net capital gains obtained through Fund investment transactions. Interest and dividend payments will normally be distributed as income dividends on a quarterly basis for each of the Funds.

Unless you elect otherwise on your application, all dividends and distributions paid by a Fund will be reinvested in additional shares of that Fund. They will be credited to your account in that Fund at the same NAV per share as would apply to cash purchases on the applicable dividend payment date. Unless you are a tax-exempt organization, all distributions a Fund pays to you will be taxable when paid, regardless of whether they are taken in cash or reinvested in shares of the Fund. To change your dividend election, you must notify the Transfer Agent in writing or by calling at least 5 business days prior to the applicable dividend record date.

Taxes

Please consult your tax advisor regarding your specific questions about federal, state and local income taxes. Below the Funds have summarized some important U.S. tax issues that affect the Funds and their shareholders. This summary is based on current tax laws, which may change. This summary does not apply to shares held in individual retirement accounts or other tax-qualified plans, which are generally not subject to current taxation. Transactions relating to shares held in such accounts may, however, be taxable at some time in the future. You should consult your tax advisor regarding the rules governing your own retirement plan or tax-qualified plan.

The Tax Cuts and Jobs Act (the "Tax Act") made significant changes to the U.S. federal income tax rules for taxation of individuals and corporations, generally effective for taxable years beginning after December 31, 2017. Many of the changes applicable to individuals are temporary and only apply to taxable years beginning after December 31, 2017 and before January 1, 2026. There are only minor changes with respect to the specific rules applicable to a regulated investment company, such as a Fund. The Tax Act, however, made numerous other changes to the tax rules that may affect shareholders and the Funds. You are urged to consult with your own tax advisor regarding how the Tax Act affects your investment in the Funds.

At least annually, each Fund intends to distribute substantially all of its net investment income and its net realized capital gains, if any. The dividends and distributions you receive from the Funds may be subject to federal, state and local taxation, depending upon your tax situation. If so, they are taxable whether received in cash or you reinvest them. Income distributions, including distributions of net short-term capital gains, are generally taxable at ordinary income tax rates. Certain dividend distributions may qualify for the reduced tax rates on qualified dividend income to the extent certain holding period requirements are met by you and the Funds. Qualified dividend income is, in general, dividends from domestic corporations and from certain foreign corporations (e.g., foreign corporations incorporated in a possession of the United States or in certain countries with a comprehensive tax treaty with the United States or the stock of which is readily tradable on an established securities market in the United States). Certain Funds' investment strategies may limit their ability to make distributions eligible for the reduced tax rates on qualified dividend income. Distributions reported by the Funds as long term capital gains distributions are generally taxable at the rates applicable to long-term capital gains regardless of how long you have held your Fund shares. Once a year the Funds will send you a statement showing the types and total amount of distributions you received during the previous year.

Each sale of Fund shares may be a taxable event. For tax purposes, an exchange of your Fund shares for shares of a different Fund is the same as a sale. Any capital gain or loss realized upon a sale or exchange of Fund shares is generally treated as long-term capital gain or loss if the shares have been held for more than twelve months. Capital gain or loss realized upon a sale or exchange of Fund shares held for twelve months or less is generally treated as short-term capital gain or loss, except that any capital loss on the sale of the Fund shares held for six months or less is treated as long-term capital loss to the extent that capital gain dividends were paid with respect to such Fund shares.

The Funds (or their administrative agent) must report to the IRS and furnish to Fund shareholders the cost basis information for Fund shares purchased on or after January 1, 2012, and sold on or after that date. In addition to reporting the gross proceeds from the sale of Fund shares, each Fund is also required to report the cost basis information for such shares and indicate whether these shares have a short-term or long-term holding period. For each sale of Fund shares the Fund will permit Fund shareholders to elect from among several IRS-accepted cost basis methods, including average cost. In the absence of an election, the Fund will use a default cost basis method which can be obtained from the Fund or the administrator. The cost basis method elected by the Fund shareholder (or the cost basis method applied by default) for each sale of Fund shares may not be changed after the settlement date of each such sale of Fund shares. Fund shareholders should consult with their tax advisors to determine the best IRS-accepted cost basis method for their tax situation and to obtain more information about how cost basis reporting applies to them. Shareholders also should carefully review the cost basis information provided to them by a Fund and make any additional basis, holding period or other adjustments that are required when reporting these amounts on their federal income tax returns.

You should note that if you purchase shares just before a distribution, the purchase price would reflect the amount of the upcoming distribution. In this case, you would be taxed on the entire amount of the distribution received, even though, as an economic matter, the distribution simply constitutes a return of your investment. This is known as "buying a dividend" and should be avoided by taxable investors.

U.S. individuals with income exceeding \$200,000 (\$250,000 if married and filing jointly) are subject to a 3.8% Medicare contribution tax on their "net investment income," including interest, dividends and capital gains (including capital gains realized on the sale or exchange of shares of a Fund).

Income received by the Funds from sources within foreign countries may be subject to foreign income taxes withheld at the source. Although in some countries a portion of these withholding taxes is recoverable, the non-recovered portion will reduce the income received from the securities in these Funds.

Non-U.S. investors in the Funds may be subject to U.S. withholding tax and are encouraged to consult their tax advisor prior to investing in the Funds.

The SAI contains more information about taxes.

ADDITIONAL INFORMATION

The Trust enters into contractual arrangements with various parties (including, among others, the Funds' investment adviser, custodian, transfer agent, accountants and distributor) who provide services to the Funds. Shareholders are not parties to, or intended (or "third party") beneficiaries of, any of those contractual arrangements, and those contractual arrangements are not intended to create in any individual shareholder or group of shareholders any right to enforce the terms of the contractual arrangements against the service providers or any right to seek any remedy under the contractual arrangements against the service providers, either directly or on behalf of the Trust.

This prospectus and the SAI provide information concerning the Trust and the Funds that you should consider in determining whether to purchase shares of the Funds. The Funds may make changes to this information from time to time. Neither this prospectus, the SAI nor any document filed as an exhibit to the Trust's registration statement, is intended to, nor does it, give rise to an agreement or contract between the Trust or Funds and any shareholder, or give rise to any contract or other rights in any individual shareholder, group of shareholders or other person other than any rights conferred explicitly (and which may not be waived) by federal or state securities laws.

FINANCIAL HIGHLIGHTS

The tables that follow present performance information about shares of each Fund. This information is intended to help you understand each Fund's financial performance for the past five years. Some of this information reflects financial information for a single Fund share. The total returns in the tables represent the rate that you would have earned (or lost) on an investment in a Fund, assuming you reinvested all of your dividends and distributions.

This information has been derived from each Fund's financial statements, which have been audited by KPMG LLP, the Funds' independent registered public accounting firm. Its report, along with each Fund's financial statements, appears in the annual report. You can obtain the annual report, which contains more performance information, at no charge by calling 877-835-4531.

FOR THE YEARS ENDED JUNE 30,
FOR A SHARE OUTSTANDING THROUGHOUT THE YEAR

	Investment Activities				Dividends and Distributions from					Supplemental Data and Ratios				
	Net Asset Value, Beginning of Year	Net Investment Income ⁽¹⁾	Net Realized and Unrealized Gains (Losses) on Securities ⁽¹⁾	Total from Investment Activities	Net Investment Income	Net Realized Gains	Total Dividends and Distributions	Net Asset Value, End of Year	Total Return†	Net Assets, End of Year (\$ Thousands)	Ratio of Net Expenses to Average Net Assets	Ratio of Expenses to Average Net Assets, Excluding Waivers	Ratio of Net Investment Income to Average Net Assets	Portfolio Turnover Rate
Growth Fund														
2019	\$43.17	\$0.50	\$ 2.28	\$ 2.78	\$(0.50)	\$(2.59)	\$(3.09)	\$42.86	7.21%	\$448,958	0.85%	1.12%	1.19%	47%
2018	40.15	0.46	5.34	5.80	(0.39)	(2.39)	(2.78)	43.17	14.74	428,674	0.87	1.12	1.08	24
2017	34.23	0.27	5.91	6.18	(0.26)	—	(0.26)	40.15	18.12	412,229	0.95	1.13	0.73	50
2016	38.28	0.27	(1.67)	(1.40)	(0.21)	(2.44)	(2.65)	34.23	(3.68)	394,943	1.02	1.14	0.76	103
2015	43.70	0.22	2.29	2.51	(0.22)	(7.71)	(7.93)	38.28	6.41	416,158	1.02	1.12	0.54	107

† Returns shown do not reflect the deduction of taxes that a shareholder would pay on Fund distributions or the redemption of Fund shares.

(1) Per share net investment income and net realized and unrealized gains/(losses) calculated using average shares.

Amounts designated as "—" are \$0 or have been rounded to \$0.

FOR THE YEARS ENDED JUNE 30,
FOR A SHARE OUTSTANDING THROUGHOUT THE YEAR

	Investment Activities				Dividends and Distributions from				Supplemental Data and Ratios				
	Net Asset Value, Beginning of Year	Net Investment Income ⁽¹⁾	Net Realized and Unrealized Gains (Losses) on Securities ⁽¹⁾	Total from Investment Activities	Net Investment Income	Total Dividends and Distributions	Net Asset Value, End of Year	Total Return [†]	Net Assets, End of Year (\$ Thousands)	Ratio of Net Expenses to Average Net Assets	Ratio of Expenses to Average Net Assets, Excluding Waivers	Ratio of Net Investment Income to Average Net Assets	Portfolio Turnover Rate
Income Fund													
2019	\$22.62	\$0.52	\$ 0.92	\$ 1.44	\$(0.56)	\$(0.56)	\$23.50	6.46%	\$330,498	0.80%	0.95%	2.29%	188%
2018	23.21	0.45	(0.57)	(0.12)	(0.47)	(0.47)	22.62	(0.54)	318,955	0.80	0.95	1.95	210
2017	23.58	0.37	(0.31)	0.06	(0.43)	(0.43)	23.21	0.27	305,157	0.80	0.95	1.58	140
2016	23.09	0.40	0.51	0.91	(0.42)	(0.42)	23.58	4.00	297,165	0.80	0.98	1.71	202
2015	23.13	0.35	(0.01)	0.34	(0.38)	(0.38)	23.09	1.46	304,295	0.80	0.95	1.50	115

† Returns shown do not reflect the deduction of taxes that a shareholder would pay on Fund distributions or the redemption of Fund shares.

(1) Per share net investment income and net realized and unrealized gains/(losses) calculated using average shares.

FOR THE YEARS ENDED JUNE 30,
FOR A SHARE OUTSTANDING THROUGHOUT THE YEAR

	Investment Activities				Dividends and Distributions from					Supplemental Data and Ratios				
	Net Asset Value, Beginning of Year	Net Investment Income ⁽¹⁾	Net Realized and Unrealized Gains on Securities ⁽¹⁾	Total from Investment Activities	Net Investment Income	Net Realized Gains	Total Dividends and Distributions	Net Asset Value, End of Year	Total Return [†]	Net Assets, End of Year (\$ Thousands)	Ratio of Net Expenses to Average Net Assets	Ratio of Expenses to Average Net Assets, Excluding Waivers	Ratio of Net Investment Income to Average Net Assets	Portfolio Turnover Rate
Balanced Growth Fund														
2019	\$102.94	\$ 1.58	\$ 5.21	\$ 6.79	\$(1.83)	\$(4.45)	\$ (6.28)	\$103.45	7.12%	\$293,822	0.13%	0.21%	1.56%	16%
2018	96.48	1.23	6.86	8.09	(0.90)	(0.73)	(1.63)	102.94	8.45	290,444	0.13	0.21	1.22	11
2017	90.32	0.94	8.44	9.38	(0.94)	(2.28)	(3.22)	96.48	10.59	285,970	0.14	0.23	1.01	4
2016	101.71	0.88	(1.63)	(0.75)	(1.72)	(8.92)	(10.64)	90.32	(0.50)	284,430	0.14	0.27	0.94	14
2015	101.92	0.85	3.71	4.56	(2.86)	(1.91)	(4.77)	101.71	4.54	297,560	0.14	0.26	0.83	13

† Returns shown do not reflect the deduction of taxes that a shareholder would pay on Fund distributions or the redemption of Fund shares.

(1) Per share net investment income and net realized and unrealized gains/(losses) calculated using average shares.

Amounts designated as “—” are \$0 or have been rounded to \$0.

FOR THE YEARS ENDED JUNE 30,
FOR A SHARE OUTSTANDING THROUGHOUT THE YEAR

	Investment Activities			Dividends and Distributions from					Supplemental Data and Ratios					
	Net Asset Value, Beginning of Year	Net Investment Income ⁽¹⁾	Net Realized and Unrealized Gains on Securities ⁽¹⁾	Total from Investment Activities	Net Investment Income	Net Realized Gains	Total Dividends and Distributions	Net Asset Value, End of Year	Total Return [†]	Net Assets, End of Year (\$ Thousands)	Ratio of Net Expenses to Average Net Assets	Ratio of Expenses to Average Net Assets, Excluding Waivers	Ratio of Net Investment Income to Average Net Assets	Portfolio Turnover Rate
Balanced Income Fund														
2019	\$21.23	\$0.39	\$0.96	\$1.35	\$(0.42)	\$(0.75)	\$(1.17)	\$21.41	6.76%	\$78,448	0.15%	0.20%	1.86%	11%
2018	20.74	0.31	0.63	0.94	(0.29)	(0.16)	(0.45)	21.23	4.57	77,329	0.15	0.21	1.48	10
2017	20.06	0.25	0.95	1.20	(0.25)	(0.27)	(0.52)	20.74	6.11	79,100	0.19	0.23	1.25	5
2016	21.20	0.24	0.02	0.26	(0.31)	(1.09)	(1.40)	20.06	1.41	77,945	0.20	0.27	1.19	17
2015	21.55	0.22	0.46	0.68	(0.47)	(0.56)	(1.03)	21.20	3.22	80,203	0.20	0.25	1.04	15

† Returns shown do not reflect the deduction of taxes that a shareholder would pay on Fund distributions or the redemption of Fund shares.

(1) Per share net investment income and net realized and unrealized gains/(losses) calculated using average shares.

Amounts designated as “—” are \$0 or have been rounded to \$0.

Consumer Privacy Notice

This information is not part of the prospectus

FACTS:	What does New Covenant Funds (NCF) do with your personal information?	
Why?	Financial companies choose how they share your personal information. Federal law gives consumers the right to limit some but not all sharing. Federal law also requires us to tell you how we collect, share, and protect your personal information. Please read this notice carefully to understand what we do.	
What?	<p>The types of personal information we collect and share depend on the product or service you have with us. This information can include:</p> <ul style="list-style-type: none"> ■ Social Security Number and Account Balances ■ Transaction History and Wire Transfer Instructions ■ Account Transactions and Assets <p>When you are <i>no longer</i> our customer, we continue to share your information as described in this notice.</p>	
How?	All financial companies need to share customers' personal information to run their everyday business. In the section below, we list the reasons financial companies can share their customers' personal information; the reasons NCF chooses to share; and whether you can limit this sharing.	
	Reasons we can share your personal information	Does NCF share?
	For our everyday business purposes — such as to process your transactions, maintain your account(s), respond to court orders and legal investigations, or report to credit bureaus	Yes
	For our marketing purposes — to offer our products and services to you	Yes
	For joint marketing with other financial companies	No
	For our affiliates' everyday business purposes — information about your transactions and experiences	Yes
	For our affiliates' everyday business purposes — information about your creditworthiness	No
	For nonaffiliates to market to you	No
Questions?	Call 610-676-1000	
Who we are		
Who is providing this notice?	This notice is being provided on behalf of NCF.	

What we do	
How does NCF protect my personal information?	<p>To protect your personal information from unauthorized access and use, we use security measures that comply with federal law. These measures include computer safeguards and secured files and buildings.</p> <p>Our employees may access personal information only when there is an appropriate reason to do so, such as to administer or offer our products and services.</p>
How does NCF collect my personal information?	<p>We collect your personal information, for example, when you</p> <ul style="list-style-type: none"> ■ open an account or make deposits or withdrawals ■ make a wire transfer or provide account information ■ give us your contact information
Why can't I limit all sharing?	<p>Federal law gives you the right to limit only</p> <ul style="list-style-type: none"> ■ sharing for affiliates' everyday business purposes — information about your creditworthiness ■ affiliates from using your information to market to you ■ sharing for nonaffiliates to market to you <p>State laws and individual companies may give you additional rights to limit sharing. See below for more on your rights under state law.</p>
Definitions	
Affiliates	<p>Companies related by common ownership or control. They can be financial and nonfinancial companies.</p> <ul style="list-style-type: none"> ■ <i>Our affiliates include financial companies such as a broker dealer, investment advisor and federal savings association; and nonfinancial companies such as a general purpose corporation.</i>
Nonaffiliates	<p>Companies not related by common ownership or control. They can be financial and nonfinancial companies.</p> <ul style="list-style-type: none"> ■ <i>NCF does not share with nonaffiliates so they can market to you.</i>
Joint marketing	<p>A formal agreement between nonaffiliated financial companies that together market financial products or services to you.</p> <ul style="list-style-type: none"> ■ <i>NCF does not jointly market.</i>
Other important information	
<p>The information practices we have described above comply with federal law. Vermont and California laws place additional limits on sharing information about their residents. If you are a Vermont or California resident, we will automatically limit the disclosure of your information to affiliated and nonaffiliated third parties as required by applicable law or regulation.</p>	

Investment Adviser

SEI Investments Management Corporation
One Freedom Valley Drive
Oaks, Pennsylvania 19456

Distributor

SEI Investments Distribution Co.
One Freedom Valley Drive
Oaks, Pennsylvania 19456

Legal Counsel

Morgan, Lewis & Bockius LLP
1701 Market Street
Philadelphia, Pennsylvania 19103

More information about the Funds is available without charge through the following:

Statement of Additional Information (“SAI”)

The SAI dated October 31, 2019, as it may be amended from time to time, includes detailed information about New Covenant Funds. The SAI is on file with the U.S. Securities and Exchange Commission (the “SEC”) and is incorporated by reference into this prospectus. This means that the SAI, for legal purposes, is a part of this prospectus.

Annual and Semi-Annual Reports

These reports list the Funds’ holdings and contain information from the Funds’ managers about strategies and market conditions and trends and their impact on Fund performance. The reports also contain detailed financial information about the Funds.

To Obtain an SAI, Annual or Semi-Annual Report, or More Information:

By Telephone: Call 877-835-4531

By Mail: Write to the Funds at:
New Covenant Funds
c/o U.S. Bank Global Fund Services
P.O. Box 701
Milwaukee, WI 53201-0701

By Internet: Visit www.NewCovenantFunds.com

From the SEC: You can also obtain the SAI or the Annual and Semi-Annual Reports, as well as other information about New Covenant Funds, from the EDGAR Database on the SEC’s website (<http://www.sec.gov>). You may request documents by mail from the SEC, upon payment of a duplicating fee, by e-mailing the SEC at the following address: publicinfo@sec.gov.

New Covenant Funds’ Investment Company Act registration number is 811-09025.